



Figure similar

SIMATIC DP, CPU 1514SP-2 PN for ET 200SP, central processing unit with work memory 600 KB for program and 3.5 MB for data, 1st interface: PROFINET IRT with 2-port switch, 2nd interface: PROFINET RT, 6 ns bit performance, SIMATIC Memory Card required, BusAdapter required for 1st interface

General information	
Product type designation	CPU 1514SP-2 PN
HW functional status	FS04
Firmware version	V4.0
• FW update possible	Yes
Product function	
• I&M data	Yes; I&M0 to I&M3
• Module swapping during operation (hot swapping)	Yes; Multi-hot swapping
• Isochronous mode	Yes; only with PROFINET; with minimum OB 6x cycle of 375 µs
• SysLog	Yes
Engineering with	
• STEP 7 TIA Portal configurable/integrated from version	V20 (FW V4.0) / V18 (FW V3.0) or higher
Configuration control	
via dataset	Yes
Control elements	
Mode selector switch	1
Supply voltage	
Rated value (DC)	24 V
permissible range, lower limit (DC)	19.2 V
permissible range, upper limit (DC)	28.8 V
Reverse polarity protection	Yes
Mains buffering	
• Mains/voltage failure stored energy time	10 ms
Input current	
Current consumption (rated value)	0.48 A
Current consumption, max.	0.7 A
Inrush current, max.	1.34 A; Rated value
I ² t	0.3 A ² ·s
Power	
Infeed power to the backplane bus	8.05 W
Power loss	
Power loss, typ.	3.5 W
Memory	
Number of slots for SIMATIC memory card	1
SIMATIC memory card required	Yes
Work memory	
• integrated (for program)	600 kbyte
• integrated (for data)	3.5 Mbyte
Load memory	

• Plug-in (SIMATIC Memory Card), max.	32 Gbyte
Backup	
• maintenance-free	Yes
CPU processing times	
for bit operations, typ.	6 ns
for word operations, typ.	7 ns
for fixed point arithmetic, typ.	9 ns
for floating point arithmetic, typ.	37 ns
CPU-blocks	
Number of elements (total)	8 000; Blocks (OB, FB, FC, DB) and UDTs
DB	
• Number range	1 ... 60 999; subdivided into: number range that can be used by the user: 1 ... 59 999, and number range of DBs created via SFC 86: 60 000 ... 60 999
• Size, max.	3.5 Mbyte; For DBs with absolute addressing, the max. size is 64 KB
FB	
• Number range	0 ... 65 535
• Size, max.	600 kbyte
FC	
• Number range	0 ... 65 535
• Size, max.	600 kbyte
OB	
• Size, max.	600 kbyte
• Number of free cycle OBs	100
• Number of time alarm OBs	20
• Number of delay alarm OBs	20
• Number of cyclic interrupt OBs	20; With minimum OB 3x cycle of 250 µs
• Number of process alarm OBs	50
• Number of DPV1 alarm OBs	3
• Number of isochronous mode OBs	1
• Number of technology synchronous alarm OBs	2
• Number of startup OBs	100
• Number of asynchronous error OBs	4
• Number of synchronous error OBs	2
• Number of diagnostic alarm OBs	1
Nesting depth	
• per priority class	24
Counters, timers and their retentivity	
S7 counter	
• Number	2 048
Retentivity	
— adjustable	Yes
IEC counter	
• Number	Any (only limited by the main memory)
Retentivity	
— adjustable	Yes
S7 times	
• Number	2 048
Retentivity	
— adjustable	Yes
IEC timer	
• Number	Any (only limited by the main memory)
Retentivity	
— adjustable	Yes
Data areas and their retentivity	
Retentive data area (incl. timers, counters, flags), max.	512 kbyte; In total; available retentive memory for bit memories, timers, counters, DBs, and technology data (axes): 472 KB
Flag	
• Size, max.	16 kbyte
• Number of clock memories	8; 8 clock memory bit, grouped into one clock memory byte
Data blocks	
• Retentivity adjustable	Yes

• Retentivity preset	No
Local data	
• per priority class, max.	64 kbyte; max. 16 KB per block
Address area	
Number of IO modules	8 192; max. number of modules / submodules
I/O address area	
• Inputs	32 kbyte; All inputs are in the process image
• Outputs	32 kbyte; All outputs are in the process image
per integrated IO subsystem	
— Inputs (volume)	8 kbyte
— Outputs (volume)	8 kbyte
per CM/CP	
— Inputs (volume)	8 kbyte
— Outputs (volume)	8 kbyte
Subprocess images	
• Number of subprocess images, max.	32
Address space per module	
• Address space per module, max.	288 byte; For input and output data respectively
Address space per station	
• Address space per station, max.	2 560 byte; for central inputs and outputs; depending on configuration; 2 048 bytes for ET 200SP modules + 512 bytes for ET 200AL modules
Hardware configuration	
Number of distributed IO systems	64; A distributed I/O system is characterized not only by the integration of distributed I/O via PROFINET or PROFIBUS communication modules, but also by the connection of I/O via AS-i master modules or links (e.g. IE/PB-Link)
Number of DP masters	
• Via CM	1
Number of IO Controllers	
• integrated	2
• Via CM	0
Rack	
• Modules per rack, max.	82; CPU + 64 modules + server module (mounting width max. 1 m) + 16 ET 200AL modules
• Quantity of operable ET 200SP modules, max.	64
• Quantity of operable ET 200AL modules, max.	16
• Number of lines, max.	1
PtP CM	
• Number of PtP CMs	the number of connectable PtP CMs is only limited by the number of available slots
Time of day	
Clock	
• Type	Hardware clock
• Backup time	6 wk; At 40 °C ambient temperature, typically
• Deviation per day, max.	10 s; Typ.: 2 s
Operating hours counter	
• Number	16
Clock synchronization	
• supported	Yes
• to DP, master	Yes; Via CM DP module
• on DP, device	Yes; Via CM DP module
• in AS, master	Yes
• in AS, device	Yes
• on Ethernet via NTP	Yes
Interfaces	
Number of PROFINET interfaces	2
Number of PROFIBUS interfaces	1; Via CM DP module
Optical interface	Yes; Via SIMATIC BusAdapter
1. Interface	
Interface types	
• RJ 45 (Ethernet)	Yes; X1 P1 and X1 P2 via BusAdapter BA 2x RJ45
• Number of ports	2; via BusAdapter
• integrated switch	Yes





• BusAdapter (PROFINET)	Yes; compatible BusAdapters: BA 2x RJ45, BA 2x M12, BA 2x FC, BA 2x LC, BA LC/RJ45, BA LC/FC, BA 2x SCRJ, BA SCRJ/RJ45, BA SCRJ/FC
Protocols	
• IP protocol	Yes; IPv4
• PROFINET IO Controller	Yes
• PROFINET IO Device	Yes
• SIMATIC communication	Yes
• Open IE communication	Yes; Optionally also encrypted
• Web server	Yes
• Media redundancy	Yes
PROFINET IO Controller	
Services	
— Isochronous mode	Yes
— Direct data exchange	Yes; Requirement: IRT and isochronous mode (MRPD optional)
— IRT	Yes
— PROFINergy	Yes; per user program
— Prioritized startup	Yes; Max. 32 PROFINET devices
— Number of connectable IO Devices, max.	256; in total, up to 1024 distributed I/O devices can be connected via AS-i, PROFIBUS or PROFINET
— Of which IO devices with IRT, max.	64
— Number of connectable IO Devices for RT, max.	256
— of which in line, max.	256
— Number of IO Devices that can be simultaneously activated/deactivated, max.	8; in total across all interfaces
— Number of IO Devices per tool, max.	8
— Updating times	The minimum value of the update time also depends on communication share set for PROFINET IO, on the number of IO devices, and on the quantity of configured user data
— PROFINET Security Class	1
Update time for IRT	
— for send cycle of 250 µs	250 µs to 4 ms; Note: In the case of IRT with isochronous mode, the minimum update time of 375 µs of the isochronous OB is decisive
— for send cycle of 500 µs	500 µs to 8 ms
— for send cycle of 1 ms	1 ms to 16 ms
— for send cycle of 2 ms	2 ms to 32 ms
— for send cycle of 4 ms	4 ms to 64 ms
— With IRT and parameterization of "odd" send cycles	Update time = set "odd" send clock (any multiple of 125 µs: 375 µs, 625 µs ... 3 875 µs)
Update time for RT	
— for send cycle of 250 µs	250 µs to 128 ms
— for send cycle of 500 µs	500 µs to 256 ms
— for send cycle of 1 ms	1 ms to 512 ms
— for send cycle of 2 ms	2 ms to 512 ms
— for send cycle of 4 ms	4 ms to 512 ms
PROFINET IO Device	
Services	
— Isochronous mode	No
— IRT	Yes
— PROFINergy	Yes; per user program
— Shared device	Yes
— Number of IO Controllers with shared device, max.	4
— activation/deactivation of I-devices	Yes; per user program
— Asset management record	Yes; per user program
— PROFINET Security Class	SNMP Configuration and DCP Read Only
2. Interface	
Interface types	
• RJ 45 (Ethernet)	Yes; X2
• Number of ports	1
• integrated switch	No
Protocols	
• IP protocol	Yes; IPv4
• PROFINET IO Controller	Yes
• PROFINET IO Device	Yes

• SIMATIC communication	Yes
• Open IE communication	Yes; Optionally also encrypted
• Web server	Yes
• Media redundancy	No
PROFINET IO Controller	
Services	
— Isochronous mode	No
— Direct data exchange	No
— IRT	No
— PROFINergy	Yes; per user program
— Prioritized startup	No
— Number of connectable IO Devices, max.	32; in total, up to 1024 distributed I/O devices can be connected via AS-i, PROFIBUS or PROFINET
— Number of connectable IO Devices for RT, max.	32
— of which in line, max.	32
— Number of IO Devices that can be simultaneously activated/deactivated, max.	8; in total across all interfaces
— Number of IO Devices per tool, max.	8
— Updating times	The minimum value of the update time also depends on communication share set for PROFINET IO, on the number of IO devices, and on the quantity of configured user data
— PROFINET Security Class	1
Update time for RT	
— for send cycle of 1 ms	1 ms to 512 ms
PROFINET IO Device	
Services	
— Isochronous mode	No
— IRT	No
— PROFINergy	Yes; per user program
— Prioritized startup	No
— Shared device	Yes
— Number of IO Controllers with shared device, max.	4
— activation/deactivation of I-devices	Yes; per user program
— Asset management record	Yes; per user program
— PROFINET Security Class	SNMP Configuration and DCP Read Only
3. Interface	
Interface types	
• RS 485	Yes; Via CM DP module
• Number of ports	1
Protocols	
• PROFIBUS DP master	Yes
• PROFIBUS DP device	Yes
• SIMATIC communication	Yes
PROFIBUS DP master	
• Number of connections, max.	48; Of which 4 each reserved for ES and HMI
• max. number of DP devices	125; in total, up to 1024 distributed I/O devices can be connected via AS-i, PROFIBUS or PROFINET
Services	
— Equidistance	No
— Isochronous mode	No
— activation/deactivation of DP devices	Yes
Interface types	
RJ 45 (Ethernet)	
• 100 Mbps	Yes
• Autonegotiation	Yes
• Autocrossing	Yes
• Industrial Ethernet status LED	Yes
RS 485	
• Transmission rate, max.	12 Mbit/s
Protocols	
PROFIsafe	No
Number of connections	

<ul style="list-style-type: none"> • Number of connections, max. • Number of connections reserved for ES/HMI/web • Number of connections via integrated interfaces • Number of connections per CP/CM • Number of S7 routing paths 	192; via integrated interfaces of the CPU and connected CPs / CMs 10 128 32 16
Redundancy mode	
<ul style="list-style-type: none"> • H-Sync forwarding 	Yes
Media redundancy	
<ul style="list-style-type: none"> — Media redundancy — MRP — MRP interconnection, supported — MRPD — Switchover time on line break, typ. — Number of stations in the ring, max. 	Yes; only via BusAdapter Yes; MRP Automanager according to IEC 62439-2 Edition 2.0, MRP Manager; MRP Client Yes; as MRP ring node according to IEC 62439-2 Edition 3.0 Yes; Requirement: IRT 200 ms; For MRP, bumpless for MRPD 50
SIMATIC communication	
<ul style="list-style-type: none"> • PG/OP communication • S7 routing • Data record routing • S7 communication, as server • S7 communication, as client • User data per job, max. 	Yes; encryption with TLS V1.3 pre-selected Yes Yes Yes Yes See online help (S7 communication, user data size)
Open IE communication	
<ul style="list-style-type: none"> • TCP/IP <ul style="list-style-type: none"> — Data length, max. — several passive connections per port, supported • ISO-on-TCP (RFC1006) <ul style="list-style-type: none"> — Data length, max. • UDP <ul style="list-style-type: none"> — Data length, max. — UDP multicast • DHCP • DNS • SNMP • DCP • LLDP • Encryption 	Yes 64 kbyte Yes Yes 64 kbyte Yes 2 kbyte; 1 472 bytes for UDP broadcast Yes; max. 118 multicast circuits Yes Yes Yes Yes Yes Yes; Optional
Web server	
<ul style="list-style-type: none"> • HTTP • HTTPS • web API <ul style="list-style-type: none"> — Number of sessions, max. — number of simultaneous HTTP calls, max. — HTTP request body, max. 	Yes; Standard and user pages Yes; Standard and user pages 100 4 131 072 byte
OPC UA	
<ul style="list-style-type: none"> • Runtime license required • OPC UA Client <ul style="list-style-type: none"> — Application authentication — Security policies — User authentication — Number of connections, max. — Number of nodes of the client interfaces, recommended max. — Number of elements for one call of OPC-UA_NodeGetHandleList/OPC-UA_ReadList/OPC-UA_WriteList, max. — Number of elements for one call of OPC-UA_NameSpaceGetIndexList, max. — Number of elements for one call of OPC-UA_MethodGetHandleList, max. — Number of simultaneous calls of the client instructions for session management, per connection, 	Yes; "Medium" license required Yes; Data Access (registered Read/Write), Method Call Yes Available security policies: None, Basic128Rsa15, Basic256Rsa15, Basic256Sha256 "anonymous" or by user name & password 10 2 000 300 20 100 1

max.	
— Number of simultaneous calls of the client instructions for data access, per connection, max.	5
— Number of registerable nodes, max.	5 000
— Number of registerable method calls of OPC-UA_MethodCall, max.	100
— Number of inputs/outputs when calling OPC-UA_MethodCall, max.	20
• OPC UA Server	Yes; data access (read, write, subscribe), method call, alarms & condition (A&C), custom address space, role-based access control
— Application authentication	Yes
— Security policies	available security policies: None, Basic128Rsa15, Basic256Rsa15, Basic256Sha256, Aes128Sha256RsaOaep, Aes256Sha256RsaPss
— User authentication	"anonymous" or by user name & password
— GDS support (certificate management)	Yes
— Number of sessions, max.	48
— Number of accessible variables, max.	100 000
— Number of registerable nodes, max.	20 000
— Number of subscriptions per session, max.	50
— Sampling interval, min.	100 ms
— Publishing interval, min.	100 ms
— Number of server methods, max.	50; max. 20 concurrently running jobs each for asynchronous instructions OPC-UA_ServerMethodPre and OPC-UA_ServerMethodPost
— Number of inputs/outputs per server method, max.	20
— Number of monitored items, recommended max.	4 000; for 1 s sampling interval and 1 s send interval
— Number of server interfaces, max.	10 of each "Server interfaces" / "Companion specification" type and 20 of the type "Reference namespace"
— Number of nodes for user-defined server interfaces, max.	30 000
• Alarms and Conditions	Yes
— Number of program alarms	200
— Number of alarms for system diagnostics	100
Further protocols	
• MODBUS	Yes; MODBUS TCP
S7 message functions	
Number of login stations for message functions, max.	64
number of subscriptions, max.	500
number of tags/attributes for subscriptions, max.	8 000
Program alarms	Yes
Number of configurable program messages, max.	10 000; Program messages are generated by the "Program_Alarm" block, ProDiag or GRAPH
Number of loadable program messages in RUN, max.	10 000
Number of simultaneously active program alarms	
• Number of program alarms	1 000
• Number of alarms for system diagnostics	200
• Number of alarms for motion technology objects	160
Test commissioning functions	
Joint commission (Team Engineering)	Yes; Parallel online access possible for up to 8 engineering systems
Status block	Yes; Up to 8 simultaneously (in total across all ES clients)
Single step	Yes
Number of breakpoints	8
Profiling	Yes
Status/control	
• Status/control variable	Yes
• Variables	Inputs/outputs, memory bits, DBs, distributed I/Os, timers, counters
• Number of variables, max.	
— of which status variables, max.	200; per job
— of which control variables, max.	200; per job
Forcing	
• Forcing	Yes
• Forcing, variables	Peripheral inputs/outputs
• Number of variables, max.	200
Diagnostic buffer	

<ul style="list-style-type: none"> • present • Number of entries, max. <ul style="list-style-type: none"> — of which powerfail-proof 	Yes 3 200 500
Traces	
<ul style="list-style-type: none"> • Number of configurable Traces • Memory size per trace, max. 	4 512 kbyte
Interrupts/diagnostics/status information	
Diagnostics indication LED	
<ul style="list-style-type: none"> • RUN/STOP LED • ERROR LED • MAINT LED • Monitoring of the supply voltage (PWR-LED) • Connection display LINK TX/RX 	Yes Yes Yes Yes Yes
Supported technology objects	
Motion Control	Yes; Note: The number of technology objects affects the cycle time of the PLC program; selection guide via the TIA Selection Tool
<ul style="list-style-type: none"> • Number of available Motion Control resources for technology objects • Required Motion Control resources <ul style="list-style-type: none"> — per speed-controlled axis — per positioning axis — per synchronous axis — per external encoder — per output cam — per cam track — per probe • Positioning axis <ul style="list-style-type: none"> — Number of positioning axes at motion control cycle of 4 ms (typical value) — Number of positioning axes at motion control cycle of 8 ms (typical value) 	2 400 40 80 160 80 20 160 40 11 20
Controller	Yes; Universal PID controller with integrated optimization
<ul style="list-style-type: none"> • PID_Compact • PID_3Step • PID-Temp 	Yes; PID controller with integrated optimization for valves Yes; PID controller with integrated optimization for temperature
Counting and measuring	
<ul style="list-style-type: none"> • High-speed counter 	Yes
Standards, approvals, certificates	
Ecological footprint	
<ul style="list-style-type: none"> • environmental product declaration 	Yes
Global warming potential	
<ul style="list-style-type: none"> — global warming potential, (total) [CO2 eq] — global warming potential, (during production) [CO2 eq] — global warming potential, (during operation) [CO2 eq] — global warming potential, (after end of life cycle) [CO2 eq] 	83.2 kg 22.3 kg 61.8 kg -0.949 kg
product functions / security / header	
PROFINET Security Class	1
signed firmware update	Yes
Secure Boot	Yes
safely removing data	Yes
Ambient conditions	
Ambient temperature during operation	
<ul style="list-style-type: none"> • horizontal installation, min. • horizontal installation, max. • vertical installation, min. • vertical installation, max. 	-30 °C; No condensation 60 °C -30 °C; No condensation 50 °C
Altitude during operation relating to sea level	
<ul style="list-style-type: none"> • Installation altitude above sea level, max. 	5 000 m; Restrictions for installation altitudes > 2 000 m, see manual
configuration / header	

configuration / programming / header			
Programming language			
— LAD	Yes		
— FBD	Yes		
— STL	Yes		
— SCL	Yes		
— CFC	Yes		
— GRAPH	Yes		
Know-how protection			
• User program protection/password protection	Yes		
• Copy protection	Yes		
• Block protection	Yes		
Access protection			
• protection of confidential configuration data	Yes		
• Protection level: Write protection	Yes		
• Protection level: Read/write protection	Yes		
• Protection level: Write protection for Failsafe	No		
• Protection level: Complete protection	Yes		
• User administration	Yes; device-wide and centralized		
• Number of users	100		
• Number of groups	100		
• Number of roles	50		
programming / cycle time monitoring / header			
• lower limit	adjustable minimum cycle time		
• upper limit	adjustable maximum cycle time		
Dimensions			
Width	100 mm		
Height	117 mm		
Depth	75 mm		
Weights			
Weight, approx.	265 g		
Classifications			
		Version	Classification
	eClass	14	27-24-26-07
	eClass	12	27-24-26-07
	eClass	9.1	27-24-26-07
	eClass	9	27-24-26-07
	eClass	8	27-24-26-07
	eClass	7.1	27-24-26-07
	eClass	6	27-24-26-07
	ETIM	9	EC001603
	ETIM	8	EC001603
	ETIM	7	EC001603
	IDEA	4	3565
	UNSPSC	15	32-15-17-05
Approvals / Certificates			
General Product Approval			
<div>    Miscellaneous KC  </div>			
For use in hazardous locations			



[FM](#)

[CCC-Ex](#)



[Miscellaneous](#)

For use in hazard-
ous locations

Marine / Shipping

[CCC-Ex](#)



[NK / Nippon Kaiji Ky-
okai](#)

Marine / Shipping

other

Environment



[CCS \(China Classifica-
tion Society\)](#)



[PROFINET](#)



last modified:

12/19/2024