

{SHA}

Satyam Home

APPLIANCES

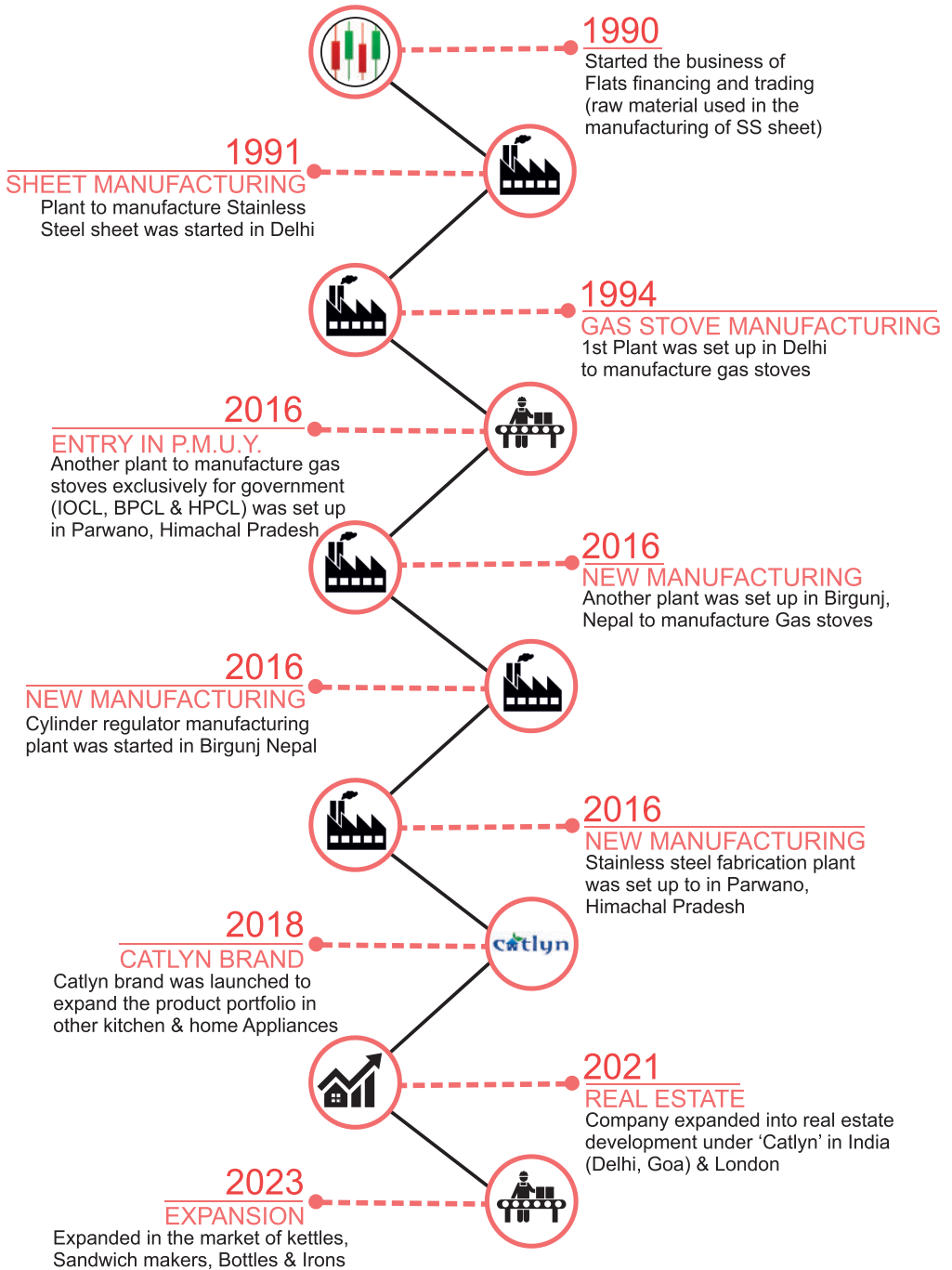
< FEEL THE HAPPINESS OF >

Cooking



PRODUCT CATALOGUE

OUR JOURNEY



A B O U T U S



Satyam Home Appliances presents huge range of Gas Stoves & accessories, of matchless quality. Since our inception in the year 1994, We have been a reliable manufacturer, supplier and distributor of diverse range of high-quality LPG Gas Stoves.

Our products are precisely designed and fabricated under the supervision of our experts using outstanding quality raw materials and modern technology in tune with the global quality standards. The offered products are widely accepted by our clients for high sturdiness, reliable quality, robustness, perfect finish, dimensional accuracy and robust design.

We offer our product range to our clients after thoroughly testing it on various quality parameters to ensure correctness.

Moreover, the offered product range is obtainable in varied shapes, sizes and can also be modified as per the specifications laid down by patrons at realistic prices.

Satyam home appliances products are "a perfect combination of style and quality". As we believe excellence is a way of life, which is evident in the quality and design of every product we offer to our valuable customers.

Quality assurance, product reliability and testing are an integral part of the manufacturing process of Satyam Home Appliances.

Total in house production gives reduced time in production, stringent quality control and smoother execution of demand.



OUR REACH IS ALL OVER THE COUNTRY



“Our company’s **success** stems from our reliance on both experience and knowledge which honesty delivers best quality products.”

4 Burner Premium series

Glass Top Gas Stoves

Satyam Home APPLIANCES

4 BURNER



Connect with us



#satyamhome #satyamhomeappliances

OUR BRANDS

Magic Shine

catlyn

Marvel COOKTOP

Laxmi Superior

NICKYFLAME

1

4 Burner Premium series

Glass Top Gas Stoves



WEGO

MIRROR BLUE
MODEL NO.: 4501



Customization Available

AVAILABLE ALSO

★ IN AUTO IGNITION



- ★ SS MIRROR FINISH FRAME
- ★ TOUGHENED MIRROR GLASS
- ★ HIGH EFF. BURNER TOP
- ★ SPARKLE FINISH HEAVY PAN SUPPORT
- ★ 360° ROTATING BRASS NOZZEL
- ★ METALLIC KNOB

FANDOM

MIRROR GOLD
MODEL NO.: 4502



Customization Available

AVAILABLE ALSO

★ IN AUTO IGNITION



- ★ SS MIRROR FINISH FRAME
- ★ TOUGHENED MIRROR GLASS
- ★ HIGH EFF. BURNER TOP
- ★ SPARKLE FINISH HEAVY PAN SUPPORT
- ★ 360° ROTATING BRASS NOZZEL
- ★ METALLIC KNOB




4 Burner Premium series

Glass Top Gas Stoves

Satyam Home APPLIANCES

SAKAAR

MIRROR GOLD
MODEL NO.: 4503



Customization Available

AVAILABLE ALSO


* IN AUTO IGNITION



- * SS MIRROR FINISH FRAME
- * TOUGHENED BLACK GLASS
- * HIGH EFF. BURNER TOP
- * SPARKLE FINISH HEAVY PAN SUPPORT
- * 360° ROTATING BRASS NOZZEL
- * METALLIC KNOB

STORM

MIRROR BLUE
MODEL NO.: 4504



Customization Available

AVAILABLE ALSO

* IN AUTO IGNITION



- * SS MIRROR FINISH FRAME
- * TOUGHENED BLACK GLASS
- * HIGH EFF. BURNER TOP
- * SPARKLE FINISH HEAVY PAN SUPPORT
- * 360° ROTATING BRASS NOZZEL
- * METALLIC KNOB



3 Burner Premium

series

Glass Top Gas Stoves

Satyam Home APPLIANCES

SILAS

MIRROR BLUE
MODEL NO.: 3504



Customization Available

AVAILABLE ALSO

* IN AUTO IGNITION



- * SS MIRROR FINISH FRAME
- * TOUGHENED MIRROR GLASS
- * HIGH EFF. BURNER TOP
- * SPARKLE FINISH HEAVY PAN SUPPORT
- * 360° ROTATING BRASS NOZZLE
- * METALLIC KNOB

BEAST

MIRROR GOLD
MODEL NO.: 3505



Customization Available

AVAILABLE ALSO

* IN AUTO IGNITION



- * SS MIRROR FINISH FRAME
- * TOUGHENED MIRROR GLASS
- * HIGH EFF. BURNER TOP
- * SPARKLE FINISH HEAVY PAN SUPPORT
- * 360° ROTATING BRASS NOZZLE
- * METALLIC KNOB



3 Burner Premium series

Glass Top Gas Stoves

Satyam Home APPLIANCES

NIGHTCRAWLER

MIRROR BLACK
MODEL NO.: 3506



Customization Available

AVAILABLE ALSO

* IN AUTO IGNITION



- * ALUMINIUM MATT FINISH FRAME
- * TOUGHENED MIRROR GLASS
- * HIGH EFF. BURNER TOP
- * SPARKLE FINISH HEAVY PAN SUPPORT
- * 360° ROTATING BRASS NOZZLE
- * METALLIC KNOB

ROGUE

MIRROR GOLD
MODEL NO.: 3507



Customization Available

AVAILABLE ALSO

* IN AUTO IGNITION



- * SS MIRROR FINISH FRAME
- * TOUGHENED MIRROR GLASS
- * HIGH EFF. BURNER TOP
- * SPARKLE FINISH HEAVY PAN SUPPORT
- * 360° ROTATING BRASS NOZZLE
- * METALLIC KNOB



3 Burner Premium

series | Glass Top Gas Stoves

EROS SS
CRYSTAL BLACK
MODEL NO.: 3402

3
BURNER



Customization Available

AVAILABLE ALSO


* IN AUTO IGNITION



- * SS MIRROR AIR FRAME
- * TOUGHENED GLASS
- * HIGH EFF. BURNER TOP
- * SPARKLE FINISH HEAVY PAN SUPPORT
- * 360° ROTATING BRASS NOZZLE
- * METALLIC KNOB

MORPHEUS
BLACK & WHITE
MODEL NO.: 3501

3
BURNER



Customization Available

AVAILABLE ALSO

* IN AUTO IGNITION



- * SS MIRROR FINISH FRAME
- * TOUGHENED BLK&WHT GLASS
- * HIGH EFF. BURNER TOP
- * SPARKLE FINISH HEAVY PAN SUPPORT
- * 360° ROTATING BRASS NOZZLE
- * METALLIC KNOB

3 Burner Premium

series | Glass Top Gas Stoves



PLUTO
MIRROR BLACK
MODEL NO.: 3502



Customization Available

AVAILABLE ALSO

* IN AUTO IGNITION



- * SS MIRROR FINISH FRAME
- * TOUGHENED MIRROR GLASS
- * HIGH EFF. ALLOY BURNER TOP
- * SPARKLE FINISH HEAVY PAN SUPPORT
- * 360° ROTATING BRASS NOZZLE
- * METALLIC KNOB

MAGNETO
MIRROR BLACK
MODEL NO.: 3503



Customization Available

AVAILABLE ALSO

* IN AUTO IGNITION



- * POWDER COATED MS FRAME
- * TOUGHENED MIRROR GLASS
- * HIGH EFF. BURNER TOP
- * SPARKLE FINISH HEAVY PAN SUPPORT
- * 360° ROTATING BRASS NOZZLE
- * METALLIC KNOB

2 Burner Premium

series

Glass Top
Gas Stoves



ZEUS

MIRROR BLACK
MODEL NO.: 2501



Customization
Available

AVAILABLE
ALSO

* IN AUTO IGNITION



- * SS MIRROR FINISH FRAME
- * TOUGHENED MIRROR GLASS
- * HIGH EFF. BURNER TOP
- * SPARKLE FINISH HEAVY PAN SUPPORT
- * 360° ROTATING BRASS NOZZLE
- * METALLIC KNOB

REVEN

CRYSTAL BLACK
MODEL NO.: 2502



Customization
Available

AVAILABLE
ALSO

* IN AUTO IGNITION



- * SS MIRROR FINISH FRAME
- * TOUGHENED BLACK GLASS
- * HIGH EFF. BURNER TOP
- * SPARKLE FINISH HEAVY PAN SUPPORT
- * 360° ROTATING BRASS NOZZLE
- * METALLIC KNOB

2 Burner Premium

series

Glass Top
Gas Stoves



DOOM
CRYSTAL BLACK
MODEL NO.: 2503



Customization Available

AVAILABLE ALSO

* IN AUTO IGNITION



- * SS MIRROR FINISH FRAME
- * TOUGHENED BLACK GLASS
- * HIGH EFF. BURNER TOP
- * SPARKLE FINISH HEAVY PAN SUPPORT
- * 360° ROTATING BRASS NOZZLE
- * METALLIC KNOB

SANDY
MIRROR BLACK
MODEL NO.: 2504



Customization Available

AVAILABLE ALSO

* IN AUTO IGNITION



- * SS MIRROR FINISH FRAME
- * TOUGHENED MIRROR GLASS
- * HIGH EFF. BURNER TOP
- * SPARKLE FINISH HEAVY PAN SUPPORT
- * 360° ROTATING BRASS NOZZLE
- * METALLIC KNOB

Crystal

series

Glass Top
Gas Stoves

Satyam Home
APPLIANCES

PHASTOS SS

SS FRAME
MODEL NO.: 4401

4
BURNER



Customization
Available

AVAILABLE
ALSO

* IN AUTO IGNITION



- * STAINLESS STEEL FRAME
- * TOUGHENED GLASS
- * HIGH EFF. BRASS BURNER TOP
- * HEAVY PAN SUPPORT
- * 360° ROTATING NOZZLE
- * BAKELITE KNOB

MERCURY SS

SS FRAME
MODEL NO.: 3403

3
BURNER



Customization
Available

AVAILABLE
ALSO

* IN AUTO IGNITION



- * STAINLESS STEEL FRAME
- * TOUGHENED GLASS
- * HIGH EFF. BRASS BURNER TOP
- * HEAVY PAN SUPPORT
- * 360° ROTATING NOZZLE
- * BAKELITE KNOB

Crystal series | Glass Top Gas Stoves

ARES SS

SS FRAME
MODEL NO.: 2404

2
BURNER



- * STAINLESS STEEL FRAME
- * TOUGHENED GLASS
- * HIGH EFF. BRASS BURNER TOP
- * HEAVY PAN SUPPORT
- * 360° ROTATING NOZZLE
- * BAKELITE KNOB

Customization Available

AVAILABLE ALSO

* IN AUTO IGNITION



TITAN SS nano

SS FRAME
MODEL NO.: 2401

2
BURNER



- * STAINLESS STEEL FRAME
- * TOUGHENED GLASS
- * HIGH EFF. BRASS BURNER TOP
- * HEAVY PAN SUPPORT
- * BAKELITE KNOB

Customization Available

AVAILABLE ALSO

* IN AUTO IGNITION





Crystal

series

Glass Top Gas Stoves

Satyam Home
APPLIANCES

PHASTOS MS

MS BLACK
MODEL NO.: 4402

4
BURNER



- * MS BLACK FRAME
- * TOUGHENED BLACK GLASS
- * HIGH EFF. BURNER TOP
- * HEAVY PAN SUPPORT
- * BAKELITE KNOB

Customization Available

AVAILABLE ALSO

* IN AUTO IGNITION



MERCURY MS

MS BLACK JUMBO
MODEL NO.: 3406

3
BURNER



- * MS BLACK FRAME
- * TOUGHENED GLASS
- * HIGH EFF. BURNER TOP
- * HEAVY PAN SUPPORT
- * BAKELITE KNOB

Customization Available

AVAILABLE ALSO

* IN AUTO IGNITION





Crystal

series

Glass Top Gas Stoves

Satyam Home
APPLIANCES

ARES MS

MS BLACK

MODEL NO.: 2403

2
BURNER



Customization
Available

AVAILABLE
ALSO

★ IN AUTO IGNITION



- ★ MS BLACK FRAME
- ★ TOUGHENED GLASS
- ★ HIGH EFF. BURNER TOP
- ★ HEAVY PAN SUPPORT
- ★ 360° ROTATING NOZZLE
- ★ BAKELITE KNOB

TITAN MS nano

MS BLACK

MODEL NO.: 2402

2
BURNER



Customization
Available

AVAILABLE
ALSO

★ IN AUTO IGNITION



- ★ MS BLACK FRAME
- ★ TOUGHENED GLASS
- ★ HIGH EFF. BURNER TOP
- ★ HEAVY PAN SUPPORT
- ★ BAKELITE KNOB



NICKYFLAME®

CRYSTAL *cooktop*

CRYSTAL BLACK COOKTOP 3 BURNER



2
BURNER

3
BURNER

4
BURNER

FEEL THE HAPPINESS OF

Cooking



BRASS
BURNER



TOP QUALITY
CONTROL KNOB



PAN
SUPPORT



7MM MIRROR FINISH
TOUGHENED GLASS




Satyam Home

APPLIANCES



THE PERFECT
BALANCE OF
QUALITY &
INNOVATION



Authorised by:



NICKYFLAME

series | Stainless Steel Gas Stoves

SURYA ECO

MRP. 990/-

2
BURNER



- * BRASS GAS VALVE
- * ALUMINIUM MIXING TUBE
- * CI BURNER
- * HEAVY PAN SUPPORT
- * BAKELITE KNOBS



SUPREME

MRP. 2350/-

2
BURNER



- * BRASS GAS VALVE
- * ALUMINIUM MIXING TUBE
- * BRASS BURNER
- * HEAVY PAN SUPPORT
- * BAKELITE KNOBS



CLICK

MRP. 2750/-

2
BURNER



- * BRASS GAS VALVE
- * ALUMINIUM MIXING TUBE
- * BRASS BURNER
- * HEAVY PAN SUPPORT
- * BAKELITE KNOBS



OPTIMUM

MRP. 2600/-

2
BURNER



- * BRASS GAS VALVE
- * ALUMINIUM MIXING TUBE
- * HIGH EFF. BRASS BURNER
- * HEAVY PAN SUPPORT
- * BAKELITE KNOBS



NICKYFLAME

series

Stainless Steel
Gas Stoves



OPTIMUS

MRP. 2900/-

2
BURNER



- * BRASS GAS VALVE
- * ALUMINIUM MIXING TUBE
- * HIGH EFF. BRASS BURNER
- * HEAVY PAN SUPPORT
- * BAKELITE KNOBS

AVAILABLE
ALSO

* IN AUTO IGNITION



DELUXE

MRP. 1495/-

2
BURNER



- * BRASS GAS VALVE
- * ALUMINIUM MIXING TUBE
- * BRASS BURNER
- * HEAVY PAN SUPPORT
- * BAKELITE KNOBS



NICKYFLAME
series

Glass Top
Gas Stoves

4BR. CRYSTAL BLACK

MRP. 4900/-



- ★ PREMIUM KNOBS
- ★ HEAVY ROUND PAN SUPPORT
- ★ 360° ROTATING NOZZLE
- ★ TOUGHENED GLASS
- ★ SS MIRROR FRAME
- ★ ALUMINIUM MIXING TUBE
- ★ BRASS BURNER



NICKYFLAME

series

Glass Top
Gas Stoves

3BR. CRYSTAL BLACK

MRP. 4500/-

3
BURNER



- * PREMIUM KNOBS
- * HEAVY ROUND PAN SUPPORT
- * 360° ROTATING NOZZLE
- * TOUGHENED GLASS
- * SS MIRROR FRAME
- * ALUMINIUM MIXING TUBE
- * BRASS BURNER



2BR. CRYSTAL BLACK

MRP.: 3500/-

2
BURNER



- * PREMIUM KNOBS
- * HEAVY ROUND PAN SUPPORT
- * 360° ROTATING NOZZLE
- * TOUGHENED GLASS
- * SS MIRROR FRAME
- * ALUMINIUM MIXING TUBE
- * BRASS BURNER



High Quality
INNOVATIVE
HOME and
KITCHEN APPLIANCES

CRYSTAL
cooktop

IS:4246

CM/L-0008648601



2
BURNER

3
BURNER

4
BURNER



Revolutionary easy clean design



Connect with us



#catlynlife #catlynappliances



CANDID 3B-SS

MODEL NO.: GS-CD-3B-BLK-SS

3
BURNER



- * SS FRAME
- * BRASS GAS VALVE
- * ALUMINIUM MIXING TUBE
- * BRASS BURNER
- * HEAVY PAN SUPPORT
- * BAKELITE KNOBS

Customization Available

AVAILABLE ALSO

* IN AUTO IGNITION



CANDID 3B-MS

MODEL NO.: GS-CD-3B-BLK-MS

3
BURNER



- * MS FRAME
- * BRASS GAS VALVE
- * ALUMINIUM MIXING TUBE
- * BRASS BURNER
- * HEAVY PAN SUPPORT
- * BAKELITE KNOBS

Customization Available

AVAILABLE ALSO

* IN AUTO IGNITION



CANDID 2B SS

MODEL NO.: GS-CD-2B-BLK-SS

2
BURNER



- * MS FRAME
- * BRASS GAS VALVE
- * ALUMINIUM MIXING TUBE
- * BRASS BURNER
- * HEAVY PAN SUPPORT
- * BAKELITE KNOBS

Customization Available

AVAILABLE ALSO

* IN AUTO IGNITION



CANDID 2B MS

MODEL NO.: GS-CD-2B-BLK-MS

2
BURNER



- * MS FRAME
- * BRASS GAS VALVE
- * ALUMINIUM MIXING TUBE
- * HIGH EFF. BRASS BURNER
- * HEAVY PAN SUPPORT
- * BAKELITE KNOBS

Customization Available

AVAILABLE ALSO

* IN AUTO IGNITION





catlyn series | Gas Stoves

PRIMO SS SQ

MODEL NO.: GS-PR-2B-SS-SQ

2
BURNER



Customization Available

AVAILABLE ALSO

* IN AUTO IGNITION



- * BRASS GAS VALVE
- * ALUMINIUM MIXING TUBE
- * HIGH EFF. BRASS BURNER
- * HEAVY SQUARE PAN SUPPORT
- * PREMIUM KNOBS

PRIMO MS

MODEL NO.: GS-PR-2B-SS-MS

2
BURNER



Customization Available

AVAILABLE ALSO

* IN AUTO IGNITION



- * BRASS GAS VALVE
- * ALUMINIUM MIXING TUBE
- * HIGH EFF. BRASS BURNER
- * HEAVY SQUARE PAN SUPPORT
- * PREMIUM KNOBS

PRIMO SS RO

MODEL NO.: GS-PR-2B-SS-RO

2
BURNER



Customization Available

AVAILABLE ALSO

* IN AUTO IGNITION



- * BRASS GAS VALVE
- * ALUMINIUM MIXING TUBE
- * HIGH EFF. BRASS BURNER
- * HEAVY ROUND PAN SUPPORT
- * PREMIUM KNOBS

EROS MS

MODEL NO.: 3401

3
BURNER



Customization Available

AVAILABLE ALSO

* IN AUTO IGNITION



- * MS AIR FRAME
- * BRASS GAS VALVE
- * ALUMINIUM MIXING TUBE
- * HIGH EFF. BRASS BURNER
- * MS ROUND PAN SUPPORT
- * PREMIUM KNOBS



Jointless Premium series | Stainless Steel Gas Stoves

THENA MODEL NO.: 2301

2
BURNER



- * GLOSSY FINISH 5.15 KGS BODY
- * PREMIUM KNOBS
- * HIGH EFF. BRASS BURNER
- * HEAVY ROUND PAN SUPPORT
- * 360° ROTATING NOZZLE
- * SLEEK DESIGN

Customization Available

AVAILABLE ALSO

* IN AUTO IGNITION



ATHENA MODEL NO.: 3301

3
BURNER



- * GLOSSY FINISH 5.65 KGS BODY
- * PREMIUM KNOBS
- * HIGH EFF. BRASS BURNER
- * HEAVY ROUND PAN SUPPORT
- * 360° ROTATING NOZZLE
- * SLEEK DESIGN

Customization Available

AVAILABLE ALSO

* IN AUTO IGNITION



Jointless series | Stainless Steel Gas Stoves

SAFFRON 3.5

MODEL NO.: 3101

3
BURNER



Customization Available

AVAILABLE ALSO

* IN AUTO IGNITION



- * JOINTLESS BODY
- * BRASS GAS VALVE
- * ALUMINIUM MIXING TUBE
- * HIGH EFF. BRASS BURNER
- * HEAVY ROUND PAN SUPPORT
- * PREMIUM KNOBS

LEEGO

MODEL NO.: 2101

2
BURNER



Customization Available

AVAILABLE ALSO

* IN AUTO IGNITION



- * JOINTLESS BODY
- * BRASS GAS VALVE
- * ALUMINIUM MIXING TUBE
- * HIGH EFF. BRASS BURNER
- * HEAVY ROUND PAN SUPPORT
- * PREMIUM KNOBS

COSMOS

2.5 XXL MS P/S
MODEL NO.: 2104

2
BURNER



Customization Available

AVAILABLE ALSO

* IN AUTO IGNITION



- * JOINTLESS BODY
- * BRASS GAS VALVE
- * ALUMINIUM MIXING TUBE
- * HIGH EFF. BRASS BURNER
- * HEAVY SQUARE PAN SUPPORT
- * PREMIUM KNOBS

CIRCULAR

3.5 Vs2
MODEL NO.: 2102

2
BURNER



Customization Available

AVAILABLE ALSO

* IN AUTO IGNITION



- * JOINTLESS BODY
- * BRASS GAS VALVE
- * ALUMINIUM MIXING TUBE
- * HIGH EFF. BRASS BURNER
- * SS ROUND PAN SUPPORT
- * PREMIUM KNOBS

Glen series | Stainless Steel Gas Stoves

CROC PLUS JUMBO MODEL NO.: 4201

4
BURNER



- * STAINLESS STEEL BODY
- * BRASS GAS VALVE
- * ALUMINIUM MIXING TUBE
- * HIGH EFF. BRASS BURNER
- * HEAVY ROUND PAN SUPPORT
- * PREMIUM KNOBS
- * ROTATING BACK NOZZLE

Customization Available

AVAILABLE ALSO

* IN AUTO IGNITION



HERCULES DOUBLE DECKER JUMBO MODEL NO.: 4202

4
BURNER



- * STAINLESS STEEL BODY
- * BRASS GAS VALVE
- * ALUMINIUM MIXING TUBE
- * HIGH EFF. BRASS BURNER
- * HEAVY PAN SUPPORT
- * PREMIUM KNOBS
- * ROTATING BACK NOZZLE

Customization Available

AVAILABLE ALSO

* IN AUTO IGNITION



Glen series | Stainless Steel Gas Stoves

ATLAS

DOUBLE DECKER JUMBO
MODEL NO.: 3202

3
BURNER



- ★ STAINLESS STEEL BODY
- ★ BRASS GAS VALVE
- ★ ALUMINIUM MIXING TUBE
- ★ HIGH EFF. BRASS BURNER
- ★ HEAVY PAN SUPPORT
- ★ PREMIUM KNOBS
- ★ ROTATING BACK NOZZLE

Customization Available

AVAILABLE ALSO

★ IN AUTO IGNITION

HIGH THERMAL EFFICIENCY	SAFE	USER FRIENDLY	IS-4245 CML-000000001
-------------------------	------	---------------	--------------------------

TYPHON

PLUS JUMBO
MODEL NO.: 3203

3
BURNER



- ★ STAINLESS STEEL BODY
- ★ BRASS GAS VALVE
- ★ ALUMINIUM MIXING TUBE
- ★ HIGH EFF. BRASS BURNER
- ★ HEAVY ROUND PAN SUPPORT
- ★ PREMIUM KNOBS
- ★ ROTATING BACK NOZZLE

Customization Available

AVAILABLE ALSO

★ IN AUTO IGNITION

HIGH THERMAL EFFICIENCY	SAFE	USER FRIENDLY	IS-4245 CML-000000001
-------------------------	------	---------------	--------------------------

Glen series | Stainless Steel Gas Stoves

MEDUSA
PLUS
MODEL NO.: 2201

2
BURNER



- * STAINLESS STEEL BODY
- * BRASS GAS VALVE
- * ALUMINIUM MIXING TUBE
- * HIGH EFF. BRASS BURNER
- * HEAVY PAN SUPPORT
- * PREMIUM KNOBS
- * ROTATING BACK NOZZLE

Customization Available

AVAILABLE ALSO

* IN AUTO IGNITION



ADAM
DOUBLE DECKER
MODEL NO.: 2202

2
BURNER



- * STAINLESS STEEL BODY
- * BRASS GAS VALVE
- * ALUMINIUM MIXING TUBE
- * HIGH EFF. BRASS BURNER
- * HEAVY PAN SUPPORT
- * PREMIUM KNOBS
- * ROTATING BACK NOZZLE

Customization Available

AVAILABLE ALSO

* IN AUTO IGNITION





Trinity

series | Stainless Steel Gas Stoves

SAFFRON 3.5

MODEL NO.: 3101



Customization Available

AVAILABLE ALSO

* IN AUTO IGNITION



- * JOINTLESS BODY
- * BRASS GAS VALVE
- * ALUMINIUM MIXING TUBE
- * HIGH EFF. BRASS BURNER
- * HEAVY ROUND PAN SUPPORT
- * PREMIUM KNOBS

SAFFRON 2.4

MODEL NO.: 3102



Customization Available

AVAILABLE ALSO

* IN AUTO IGNITION



- * JOINTLESS BODY
- * BRASS GAS VALVE
- * ALUMINIUM MIXING TUBE
- * HIGH EFF. BRASS BURNER
- * HEAVY ROUND PAN SUPPORT
- * PREMIUM KNOBS

PHINX 1.7

MODEL NO.: 3201



Customization Available

AVAILABLE ALSO

* IN AUTO IGNITION



- * STAINLESS STEEL BODY
- * BRASS GAS VALVE
- * ALUMINIUM MIXING TUBE
- * HIGH EFF. BRASS BURNER
- * HEAVY ROUND PAN SUPPORT
- * PREMIUM KNOBS

SAFFRON 2.4

MODEL NO.: 3103



Customization Available

AVAILABLE ALSO

* IN AUTO IGNITION



- * JOINTLESS BODY
- * BRASS GAS VALVE
- * ALUMINIUM MIXING TUBE
- * HIGH EFF. BRASS BURNER
- * SS ROUND PAN SUPPORT
- * PREMIUM KNOBS



2 Burner | Stainless Steel Gas Stoves

series

SUPREME

BF 1.4 KG MS PAN SUPPORT C.I. TOP
MODEL NO.: 2001



- * Body 1.4 Kg
- * GAS VALVE 60 Gm
- * MIXING TUBE 200 Gm
- * PAN SUPPORT 230 Gm
- * BURNER TOP P. TOP

Customization Available

AVAILABLE ALSO

* IN AUTO IGNITION



SUPREME

BF 1.4 KG MS PAN SUPPORT B. TOP
MODEL NO.: 2002



- * Body 1.4 Kg
- * GAS VALVE 60 Gm
- * MIXING TUBE 200 Gm
- * PAN SUPPORT 230 Gm
- * BURNER TOP B. TOP

Customization Available

AVAILABLE ALSO

* IN AUTO IGNITION



SUPREME

BF 1.5 KG MS PAN SUPPORT C.I. TOP
WITH PENNAL
MODEL NO.: 2003



- * Body 1.5 Kg
- * GAS VALVE 60 Gm
- * MIXING TUBE 200 Gm
- * PAN SUPPORT 230 Gm
- * BURNER TOP P. TOP

Customization Available

AVAILABLE ALSO

* IN AUTO IGNITION



SUPREME

BF 1.5 KG MS PAN SUPPORT B. TOP
WITH PENNAL
MODEL NO.: 2004



- * Body 1.5 Kg
- * GAS VALVE 60 Gm
- * MIXING TUBE 200 Gm
- * PAN SUPPORT 230 Gm
- * BURNER TOP B. TOP

Customization Available

AVAILABLE ALSO

* IN AUTO IGNITION



2 Burner | Stainless Steel Gas Stoves

series

SUPREME

BF 1.8 KG MS PAN SUPPORT B. TOP HM
MODEL NO.: 2005



- * Body 1.8 Kg
- * GAS VALVE 70 Gm
- * MIXING TUBE 260 Gm
- * PAN SUPPORT 260 Gm
- * BURNER TOP PIN B. TOP

Customization Available

AVAILABLE ALSO

* IN AUTO IGNITION



SUPREME

BF 1.8 KG MS PAN SUPPORT B. TOP LM
MODEL NO.: 2006



- * Body 1.8 Kg
- * GAS VALVE 60 Gm
- * MIXING TUBE 200 Gm
- * PAN SUPPORT 230 Gm
- * BURNER TOP PIN B. TOP

Customization Available

AVAILABLE ALSO

* IN AUTO IGNITION



PIXY

BF 1.8 KG SS PAN SUPPORT B. TOP HM
MODEL NO.: 2007



- * Body 1.8 Kg
- * GAS VALVE 70 Gm
- * MIXING TUBE 260 Gm
- * PAN SUPPORT 260 Gm
- * BURNER TOP PIN B. TOP

Customization Available

AVAILABLE ALSO

* IN AUTO IGNITION



PIXY

BF 1.8 KG SS PAN SUPPORT B. TOP LM
MODEL NO.: 2008



- * Body 1.8 Kg
- * GAS VALVE 60 Gm
- * MIXING TUBE 200 Gm
- * PAN SUPPORT 230 Gm
- * BURNER TOP PIN B. TOP

Customization Available

AVAILABLE ALSO

* IN AUTO IGNITION





2 Burner

series

Stainless Steel Gas Stoves

Vs2

Vs2 (1.65 KG) WITH C+P P. TOP
MODEL NO.: 2009



Customization Available

AVAILABLE ALSO

★ IN AUTO IGNITION



- ★ Body 1.65 Kg
- ★ GAS VALVE 60 Gm
- ★ MIXING TUBE 200 Gm
- ★ PAN SUPPORT 200 Gm
- ★ BURNER TOP P. TOP

Vs2

Vs2 (1.65 KG) WITH C+P B.TOP
MODEL NO.: 2010



Customization Available

AVAILABLE ALSO

★ IN AUTO IGNITION



- ★ Body 1.65 Kg
- ★ GAS VALVE 60 Gm
- ★ MIXING TUBE 200 Gm
- ★ PAN SUPPORT 200 Gm
- ★ BURNER TOP B. TOP

Vs2

Vs2 (1.5 KG) WITHOUT C+P P. TOP
MODEL NO.: 2011



Customization Available

AVAILABLE ALSO

★ IN AUTO IGNITION



- ★ Body 1.5 Kg
- ★ GAS VALVE 60 Gm
- ★ MIXING TUBE 200 Gm
- ★ PAN SUPPORT 200 Gm
- ★ BURNER TOP P. TOP

Vs2

Vs2 (1.5 KG) WITHOUT C+P B.TOP
MODEL NO.: 2012



Customization Available

AVAILABLE ALSO

★ IN AUTO IGNITION



- ★ Body 1.5 Kg
- ★ GAS VALVE 60 Gm
- ★ MIXING TUBE 200 Gm
- ★ PAN SUPPORT 200 Gm
- ★ BURNER TOP B. TOP

2 Burner | Stainless Steel Gas Stoves

series

Vs2

Vs2 (1.5 KG) WITH C+P P. TOP
MODEL NO.: 2013



Customization Available

AVAILABLE ALSO

* IN AUTO IGNITION



- * Body 1.5 Kg
- * GAS VALVE 60 GM
- * MIXING TUBE 200 GM
- * PAN SUPPORT 200 GM
- * BURNER TOP P. TOP

Vs2

Vs2 (1.5 KG) WITH C+P B. TOP
MODEL NO.: 2014



Customization Available

AVAILABLE ALSO

* IN AUTO IGNITION



- * Body 1.5 Kg
- * GAS VALVE 60 GM
- * MIXING TUBE 200 GM
- * PAN SUPPORT 200 GM
- * BURNER TOP B. TOP

Vs2

Vs2 (1.35 KG) WITHOUT C+P P. TOP
MODEL NO.: 2015



Customization Available

AVAILABLE ALSO

* IN AUTO IGNITION



- * Body 1.35 Kg
- * GAS VALVE 60 GM
- * MIXING TUBE 200 GM
- * PAN SUPPORT 200 GM
- * BURNER TOP P. TOP

Vs2

Vs2 (1.35 KG) WITHOUT C+P B. TOP
MODEL NO.: 2016



Customization Available

AVAILABLE ALSO

* IN AUTO IGNITION



- * Body 1.35 Kg
- * GAS VALVE 60 GM
- * MIXING TUBE 200 GM
- * PAN SUPPORT 200 GM
- * BURNER TOP PIN B. TOP



2 Burner

series

Stainless Steel Gas Stoves

Vs2

BF 2.1 KG WITH C+P B. TOP
MODEL NO.: 2017



Customization Available

AVAILABLE ALSO

* IN AUTO IGNITION

- * Body 2.1 Kg
- * GAS VALVE 70 GM
- * MIXING TUBE 260 GM
- * PAN SUPPORT 260 GM
- * BURNER TOP B. TOP



Vs2

VS2 1.8 KG WITHOUT C+P B. TOP
MODEL NO.: 2018



Customization Available

AVAILABLE ALSO

* IN AUTO IGNITION

- * Body 1.8 Kg
- * GAS VALVE 70 GM
- * MIXING TUBE 260 GM
- * PAN SUPPORT 260 GM
- * BURNER TOP B. TOP



COMANDO I.I P.T.

COMMANDER 1.1 KG P. TOP
MODEL NO.: 2019



Customization Available

AVAILABLE ALSO

* IN AUTO IGNITION

- * Body 1.1 Kg
- * GAS VALVE 60 GM
- * MIXING TUBE 200 GM
- * PAN SUPPORT 200 GM
- * BURNER TOP P. TOP



COMANDO I.I B.T.

COMMANDER 1.1 KG B. TOP
MODEL NO.: 2020



Customization Available

AVAILABLE ALSO

* IN AUTO IGNITION

- * Body 1.1 Kg
- * GAS VALVE 60 GM
- * MIXING TUBE 200 GM
- * PAN SUPPORT 200 GM
- * BURNER TOP B. TOP



2 Burner | Stainless Steel Gas Stoves

series

COMANDO I.3 P.T.

COMMANDER I.3 P. TOP
MODEL NO.: 2021



Customization Available

AVAILABLE ALSO

★ IN AUTO IGNITION

- ★ Body 1.3 Kg
- ★ GAS VALVE 60 GM
- ★ MIXING TUBE 200 GM
- ★ PAN SUPPORT 230 GM
- ★ BURNER TOP P. TOP



COMANDO I.3 B.T.

COMMANDER I.3 B. TOP
MODEL NO.: 2022



Customization Available

AVAILABLE ALSO

★ IN AUTO IGNITION

- ★ Body 1.3 Kg
- ★ GAS VALVE 60 GM
- ★ MIXING TUBE 200 GM
- ★ PAN SUPPORT 230 GM
- ★ BURNER TOP B. TOP



COMANDO I.6 P.T.

COMMANDER I.6 P. TOP
MODEL NO.: 2023



Customization Available

AVAILABLE ALSO

★ IN AUTO IGNITION

- ★ Body 1.6 Kg
- ★ GAS VALVE 70 GM
- ★ MIXING TUBE 260 GM
- ★ PAN SUPPORT 260 GM
- ★ BURNER TOP P. TOP



COMANDO I.6 B.T.

COMMANDER I.6 B. TOP
MODEL NO.: 2024



Customization Available

AVAILABLE ALSO

★ IN AUTO IGNITION

- ★ Body 1.6 Kg
- ★ GAS VALVE 70 GM
- ★ MIXING TUBE 260 GM
- ★ PAN SUPPORT 260 GM
- ★ BURNER TOP B. TOP



2 BURNER

series | Stainless Steel Gas Stoves

KORG I.5
 PEGION 1.5 KG
 MODEL NO.: 2025



- ★ Body 1.5 Kg
- ★ GAS VALVE 60 GM
- ★ MIXING TUBE 200 GM
- ★ PAN SUPPORT 260 GM
- ★ BURNER TOP B. TOP

Customization Available

AVAILABLE ALSO

★ IN AUTO IGNITION

HIGH THERMAL EFFICIENCY



KORG I.8
 PEGION 1.8 KG
 MODEL NO.: 2026



- ★ Body 1.8 Kg
- ★ GAS VALVE 70 GM
- ★ MIXING TUBE 260 GM
- ★ PAN SUPPORT 260 GM
- ★ BURNER TOP B. TOP

Customization Available

AVAILABLE ALSO

★ IN AUTO IGNITION

HIGH THERMAL EFFICIENCY



2 BURNER

series | Stainless Steel Gas Stoves

CIRCULAR SQ

2BR JOINTLESS PIXY 3.5
MODEL NO.: 2103



- * JOINTLESS BODY
- * BRASS GAS VALVE
- * ALUMINIUM MIXING TUBE
- * HIGH EFF. BRASS BURNER
- * SS ROUND PAN SUPPORT
- * PREMIUM KNOBS

Customization Available

AVAILABLE ALSO

* IN AUTO IGNITION



SUPREME TPS

SUPREME TPS 1.8KG
MODEL NO.: 2027



- * Body 1.8 Kg
- * GAS VALVE 70 Gm
- * MIXING TUBE 260 Gm
- * PAN SUPPORT 260 Gm
- * BURNER TOP PIN B. TOP

Customization Available

AVAILABLE ALSO

* IN AUTO IGNITION





1 Burner

series

Stainless Steel
Gas Stoves

MINION XL

S/BR. BUTTERFLY PIXY B. TOP
MODEL NO.: 1009



- * Body 800 GM
- * GAS VALVE 60 GM
- * MIXING TUBE 110 GM
- * PAN SUPPORT 200 GM
- * BURNER TOP B. TOP

Customization Available

AVAILABLE ALSO

* IN AUTO IGNITION



MINION XL

S/BR. BUTTERFLY PIXY CI. TOP
MODEL NO.: 1010



- * Body 800 GM
- * GAS VALVE 60 GM
- * MIXING TUBE 110 GM
- * PAN SUPPORT 260 GM
- * BURNER TOP P. TOP

Customization Available

AVAILABLE ALSO

* IN AUTO IGNITION



MINION XL

S/BR. BUTTERFLY SHEET P/S B. TOP
MODEL NO.: 1011



- * Body 800 GM
- * GAS VALVE 60 GM
- * MIXING TUBE 110 GM
- * PAN SUPPORT 230 GM
- * BURNER TOP B. TOP

Customization Available

AVAILABLE ALSO

* IN AUTO IGNITION



MINION XL

S/BR. BUTTERFLY SHEET P/S CI. TOP
MODEL NO.: 1012



- * Body 800 GM
- * GAS VALVE 60 GM
- * MIXING TUBE 110 GM
- * PAN SUPPORT 230 GM
- * BURNER TOP CI. TOP

Customization Available

AVAILABLE ALSO

* IN AUTO IGNITION



1 Burner

series | Stainless Steel Gas Stoves

MINION XL

S/BR. BUTTERFLY V_s2 S.S P/S B.TOP
MODEL NO.: 1013



Customization Available

AVAILABLE ALSO

* IN AUTO IGNITION

- * Body 800 GM
- * GAS VALVE 60 GM
- * MIXING TUBE 110 GM
- * PAN SUPPORT 200 GM
- * BURNER TOP B. TOP



MINION XL

S/BR. BUTTERFLY V_s2 S.S P/S CI.TOP
MODEL NO.: 1014



Customization Available

AVAILABLE ALSO

* IN AUTO IGNITION

- * Body 800 GM
- * GAS VALVE 60 GM
- * MIXING TUBE 110 GM
- * PAN SUPPORT 200 GM
- * BURNER TOP CI.TOP



MINION XL

S/BR. BUTTERFLY CI. P/S B. TOP
ROUND PAN SUPPORT
MODEL NO.: 1015



Customization Available

AVAILABLE ALSO

* IN AUTO IGNITION

- * Body 800 GM
- * GAS VALVE 60 GM
- * MIXING TUBE 110 GM
- * PAN SUPPORT 400 GM
- * BURNER TOP B. TOP



MINION XL

S/BR. BUTTERFLY CI. P/S B. TOP
SQUARE PAN SUPPORT
MODEL NO.: 1016



Customization Available

AVAILABLE ALSO

* IN AUTO IGNITION

- * Body 800 GM
- * GAS VALVE 60 GM
- * MIXING TUBE 110 GM
- * PAN SUPPORT 400 GM
- * BURNER TOP CI. TOP





1 Burner

series

Stainless Steel Gas Stoves

MINION

S/BR. MINI SHEET P/S CI. TOP
MODEL NO.: 1001



Customization Available

AVAILABLE ALSO

* IN AUTO IGNITION



- * Body 400 GM
- * GAS VALVE 60 GM
- * MIXING TUBE 110 GM
- * PAN SUPPORT 230 GM
- * BURNER TOP CI. TOP

MINION

S/BR. MINI SHEET P/S B.TOP
MODEL NO.: 1002



Customization Available

AVAILABLE ALSO

* IN AUTO IGNITION



- * Body 400 GM
- * GAS VALVE 60 GM
- * MIXING TUBE 110 GM
- * PAN SUPPORT 230 GM
- * BURNER TOP B.TOP

MINION

S/BR MINI Vs2 B. TOP
MODEL NO.: 1003



Customization Available

AVAILABLE ALSO

* IN AUTO IGNITION



- * Body 400 GM
- * GAS VALVE 60 GM
- * MIXING TUBE 110 GM
- * PAN SUPPORT 200 GM
- * BURNER TOP B. TOP

MINION

S/BR MINI Vs2 CI.TOP
MODEL NO.: 1004



Customization Available

AVAILABLE ALSO

* IN AUTO IGNITION



- * Body 400GM
- * GAS VALVE 60 GM
- * MIXING TUBE 110 GM
- * PAN SUPPORT 200 GM
- * BURNER TOP CI. TOP

1 Burner

series

Stainless Steel Gas Stoves

MINION

S/BR. MINI PIXY B. TOP
MODEL NO.: 1005



- * Body 400 Gm
- * GAS VALVE 60 Gm
- * MIXING TUBE 110 Gm
- * PAN SUPPORT 200 Gm
- * BURNER TOP B.TOP

Customization Available

AVAILABLE ALSO

* IN AUTO IGNITION



MINION

S/BR. MINI PIXY CI. TOP
MODEL NO.: 1006



- * Body 400 Gm
- * GAS VALVE 60 Gm
- * MIXING TUBE 110 Gm
- * PAN SUPPORT 200 Gm
- * BURNER TOP CI.TOP

Customization Available

AVAILABLE ALSO

* IN AUTO IGNITION



MINION

S/BR. MINI CI. P/S CI. TOP
ROUND PAN SUPPORT
MODEL NO.: 1007



- * Body 400 Gm
- * GAS VALVE 60 Gm
- * MIXING TUBE 110 Gm
- * PAN SUPPORT 400 Gm
- * BURNER TOP CI.TOP

Customization Available

AVAILABLE ALSO

* IN AUTO IGNITION



MINION

S/BR. MINI CI. P/S B. TOP
SQUARE PAN SUPPORT
MODEL NO.: 1008



- * Body 400 Gm
- * GAS VALVE 60 Gm
- * MIXING TUBE 110 Gm
- * PAN SUPPORT 400 Gm
- * BURNER TOP B. TOP

Customization Available

AVAILABLE ALSO

* IN AUTO IGNITION



CUSTOMISABLE ACCESSORIES

Satyam Home
APPLIANCES



COMING SOON



GRILL, SANDWICH & TOASTER MAKER

ELECTRIC KETTLE

● 1.2Ltr. ● 1.5Ltr. ● 1.8Ltr.



VACUUM INSULATED BOTTLE

(DOUBLE WALL HOT & COLD STAINLESS STEEL 304)

● 500ml ● 750ml ● 1000ml

INNER LID PRESSURE COOKER

(Regular, Contura, Hard Anodize)

● 2Ltr. ● 3Ltr. ● 5Ltr.



Make
it
Wonderful



{ SHĀ }

SATYAM HOME APPLIANCES

F-11, SECTOR-3, BAWANA,
IND. AREA, DELHI-110039

Website:

www.satyamhome.com
www.satyamhome.in

Email: info@satyamhome.com