



“LEADING
THE LED LIGHT
REVOLUTION”



R-81003247

Led Panel Lights
Led Down Lighters
Led Surface Lights
Led Cob Lights
Led Street Lights
Led Flood Lights
Constant Voltage LED Drivers
Indoor And Outdoor LED Driver

Arihant [®]
Star
THE INTELLIGENT CHOICE



PRODUCT CATALOG

www.arihantleds.com

2018



Terms & Condition :

- » Price are Ex-Godown Delhi.
- » Price are subject to change without prior notice.
- » Price will be charged as applicable at the time of supply.
- » All Disputes will be subject to Delhi jurisdiction only.
- » Replacement warranty of two year is applicable where replacement of faulty parts only will be provided.

Arihant [®]
Star
THE INTELLIGENT CHOICE

ARIHANT ELECTRICALS

Mfg. Unit : Plot No. 16&17 Neelam Farm House,
Main Loni Road, Jawahar Nagar Indl. Area, Delhi –110 092
www.arihantleds.com / E-mail - amitjain2108@gmail.com
For Any Enquiry : + 91-9711332340, 9212478044

Authorised Dealers

ARIHANT STAR LED Introduces a wide range of indoor and outdoor LED lighting solution at affordable and economical prices. Our products are tested through each stage of manufacturing to ensure quality products that give justified illumination per wattage. It's our endeavour to introduce innovative LED lighting products, which effectively deliver new and improved lighting solution to our esteemed customers.

Arihant LED'S is a company that provides inventive, effulgent and high quality LED lights. Arihant LEDs are highly durable and more electrical efficient than incandescent lamps. It has been shining for more than 20 years with latest and modern designs and improving every day. Company manufactures a wide range of products which includes street lights, flood lights, LED Down lights, waterproof lights, fountain lights, garden lights and many more. We also manufacture customized lights depending upon the requirement of our customers.


We have our own driver manufacturing unit, in-house RnD & Testing Team. Our driver unit produces drivers of up to 120W. Our plant has machinery of latest technology which includes LED pick & place machine, screen printing, reflow and many more. The LED used in our products is of high quality.

Our highly trained staff results in production of high and better quality products. Quality assurance and customer satisfaction is our highest priority. Our high tech machinery helps to complete every process involved in the production at site. This helps us to personally monitor every step and assurance of high quality. We use all the latest equipment to test our products.

All products are fully certified to meet rebate requirements and carry industry-standard warranties. Even when the product is sold to the customer we remain in constant contact with them for regular feedback.

Our manufacturing unit is equipped with various departments which includes, designing, quality controlling, manufacturing and testing. We have established LED lights manufacturing unit with latest designs and techniques for safer and faster production of products. Our company products are supplying in the various parts of India.

SLIM SQUARE PANEL



Cat. No.	Power Consumption	Dimension	Cut-out	Std. pkg. of Pcs.
ASPL101-06	6W	120×120 H-20mm	105×105mm	20 Pcs.
ASPL101-12	12W	170×170 H-20mm	150×150mm	20 Pcs.
ASPL101-18	18W	225×225 H-20mm	200×200mm	20 Pcs.

Colour Temp. - Warm White / Natural White / Cool White

SLIM ROUND PANEL



Cat. No.	Power Consumption	Dimension	Cut-out	Std. pkg. of Pcs.
ASPL102-06	6W	120mm H-20mm	105mm	20 Pcs.
ASPL102-12	12W	170mm H-20mm	150mm	20 Pcs.
ASPL102-18	18W	225mm H-20mm	200mm	20 Pcs.

Colour Temp. - Warm White / Natural White / Cool White

BACKLIT PANEL SQUARE



Cat. No.	Power Consumption	Dimension	Cut-out	Std. pkg. of Pcs.
ASSP-201-06	6W	116 x 116mm H-32mm	90 x 90mm	20 Pcs.
ASSP-201-12	12W	153 x 153mm H-32mm	125 x 125mm	20 Pcs.
ASSP-201-18	18W	180 x 180mm H-32mm	150 x 150mm	20 Pcs.

Colour Temp. - Warm White / Natural White / Cool White

BACKLIT PANEL ROUND



Cat. No.	Power Consumption	Dimension	Cut-out	Std. pkg. of Pcs.
ASSP-202-06	6W	116mm H-32mm	90mm	20 Pcs.
ASSP-202-12	12W	153mm H-32mm	125mm	20 Pcs.
ASSP-202-18	18W	180mm H-32mm	150mm	20 Pcs.

Colour Temp. - Warm White / Natural White / Cool White

LED POWERED BY : **PHILIPS** **OSRAM** **SEOUL** **EVERLIGHT**® 125lm / Watt

INPUT - 110-310 VOLT, FREQUENCY - 50Hz, IP-20, CRI>80, DRIVER - CONSTANT CURRENT

DELUXE SQUARE



Cat. No.	Power Consumption	Dimension	Cut-out	Std. pkg. of Pcs.
ASDL-301-10	10W	106 x 106mm H-40mm	75 x 75mm	20 Pcs.
ASDL-301-18	18W	132 x 132mm H-32mm	92 x 92mm	20 Pcs.
ASDL-301-24	24W	181 x 181mm H-32mm	141 x 141mm	20 Pcs.

Colour Temp. - Warm White / Natural White / Cool White

DELUXE ROUND



Cat. No.	Power Consumption	Dimension	Cut-out	Std. pkg. of Pcs.
ASDL-302-10	10W	106mm H-40mm	75mm	20 Pcs.
ASDL-302-18	18W	132mm H-32mm	92mm	20 Pcs.
ASDL-302-24	24W	181mm H-32mm	141mm	20 Pcs.

Colour Temp. - Warm White / Natural White / Cool White

DOWN LIGHTER SQUARE



Cat. No.	Power Consumption	Dimension	Cut-out	Std. pkg. of Pcs.
ASDL-401-8	8W	106 x 106mm H-40mm	75 x 75mm	20 Pcs.
ASDL-401-12	12W	132 x 132mm H-32mm	92 x 92mm	20 Pcs.
ASDL-401-18	18W	181 x 181mm H-32mm	141 x 141mm	20 Pcs.

Colour Temp. - Warm White / Natural White / Cool White

DOWN LIGHTER ROUND



Cat. No.	Power Consumption	Dimension	Cut-out	Std. pkg. of Pcs.
ASDL-402-8	8W	106 x 106mm H-40mm	75 x 75mm	20 Pcs.
ASDL-402-12	12W	132 x 132mm H-32mm	92 x 92mm	20 Pcs.
ASDL-402-18	18W	181 x 181mm H-32mm	141 x 141mm	20 Pcs.

Colour Temp. - Warm White / Natural White / Cool White

LED POWERED BY : **PHILIPS** **OSRAM** **SEOUL** **EVERLIGHT**® 125lm / Watt

INPUT - 110-310 VOLT, FREQUENCY - 50Hz, IP-20, CRI>80, DRIVER - CONSTANT CURRENT

SURFACE SQUARE PANEL



Cat. No.	Power Consumption	Dimension	Std. Pkg. of Pcs.
ASSF-501-6	6W	120 x 120mm H-40mm	20 Pcs.
ASSF-501-12	12W	170 x 170mm H-40mm	20 Pcs.
ASSF-501-18	18W	225 x 225mm H-40mm	20 Pcs.

Colour Temp. - Warm White / Natural White / Cool White

SURFACE ROUND PANEL



Cat. No.	Power Consumption	Dimension	Std. Pkg. of Pcs.
ASSF-502-6	6W	120mm H-40mm	20 Pcs.
ASSF-502-12	12W	170mm H-40mm	20 Pcs.
ASSF-502-18	18W	225mm H-40mm	20 Pcs.

Colour Temp. - Warm White / Natural White / Cool White

STAR DOWN LIGHT



Cat. No.	Power Consumption	Dimension	Cut-out	Std. pkg. of Pcs.
ASDL-601-6	6W	110mm H-60mm	85mm	50 Pcs.

Colour Temp. - Warm White / Natural White / Cool White

STAR DEEP LIGHT



Cat. No.	Power Consumption	Dimension	Cut-out	Std. pkg. of Pcs.
ASDL-602-03	3W	80mm H-40mm	42mm	50 Pcs.

ABS Housing
Anodized Aluminium Reflector

SMD LED (Color LED Available)
Input-160V-265V AC

Colour Temp. - Warm White / Natural White / Cool White

LED POWERED BY : **PHILIPS** **OSRAM** **SEOUL** **EVERLIGHT**® 125lm / Watt

INPUT - 110-310 VOLT, FREQUENCY - 50Hz, IP-20, CRI>80, DRIVER - CONSTANT CURRENT

SUPER DEEP LIGHT



Cat. No.	Power Consumption	Dimension	Cut-out	Std. pkg. of Pcs.
ASDL-603-4	4W	80mm H-60mm	60mm	50 Pcs.
ABS Housing Anodized Aluminium Reflector				
SMD LED (Color LED Available) Input-160V-265V AC				
Colour Temp. - Warm White / Natural White / Cool White				

SPOT LIGHTS



ASL-604-1



ASL-604-2



ASL-605-2



ASL-606-4

Cat. No.	Power Consumption	Dimension	Cut-out	Std. pkg. of Pcs.
ASL-604-1	1W	28mm H-28mm	22mm	20 Pcs.
ASL-604-2	2W	32mm H-22.5mm	25mm	20 Pcs.
ASL-605-2	2W	38mm H-28mm	28mm	20 Pcs.
ASL-606-4	4W	60mm H-25mm	43mm	20 Pcs.
Colour Temp. - Warm White / Natural White / Cool White				

LED COB SQUARE



Cat. No.	Power Consumption	Dimension	Cut-out	Std. pkg. of Pcs.
ASCOB-701-5	5W	92 × 92 H-70mm	70mm	20 Pcs.
ASCOB-701-10	10W	92 × 92 H-70mm	70mm	20 Pcs.
ASCOB-701-15	15W	120 × 120 H-80mm	85mm	20 Pcs.
ASCOB-701-20	20W	120 × 120 H-85mm	85mm	20 Pcs.
Colour Temp. - Warm White / Natural White / Cool White				

LED COB SQUARE



Cat. No.	Power Consumption	Dimension	Cut-out	Std. pkg. of Pcs.
ASCOB-701-24	24W	140 × 140 H-85mm	110mm	20 Pcs.
ASCOB-701-30	30W	140 × 140 H-124mm	110mm	20 Pcs.
ASCOB-701-40	40W	160 × 160 H-124mm	135mm	20 Pcs.
ASCOB-701-50	50W	160 × 160 H-124mm	135mm	20 Pcs.
Colour Temp. - Warm White / Natural White / Cool White				

LED POWERED BY : **PHILIPS** **OSRAM** **SEOUL** **EVERLIGHT**® 125lm / Watt

INPUT - 110-310 VOLT, FREQUENCY - 50Hz, IP-20, CRI>80, DRIVER - CONSTANT CURRENT

LED COB ROUND



Cat. No.	Power Consumption	Dimension	Cut-out	Std. pkg. of Pcs.
ASCOB-702-5	5W	D-68 H-30mm	50mm	20 Pcs.
ASCOB-702-9	9W	D-90 H-65mm	70mm	20 Pcs.
ASCOB-702-15	15W	D-110 H-80mm	85mm	20 Pcs.
ASCOB-702-20	20W	D-110 H-95mm	85mm	20 Pcs.
Colour Temp. - Warm White / Natural White / Cool White				




Cat. No.	Power Consumption	Dimension	Cut-out	Std. pkg. of Pcs.
ASCOB-702-24	24W	D-140 H-85mm	110mm	20 Pcs.
ASCOB-702-30	30W	D-140 H-124mm	110mm	20 Pcs.
ASCOB-702-40	40W	D-160 H-124mm	135mm	20 Pcs.
ASCOB-702-50	50W	D-180 H-150mm	150mm	20 Pcs.
Colour Temp. - Warm White / Natural White / Cool White				

COB ZOOM LIGHTS



Cat. No.	Power Consumption	Dimension	Cut-out	Std. pkg. of Pcs.
ASCZ-703-30	30W	190mm H-150mm	170mm	20 Pcs.
ASCZ-703-40	40W	190mm H-150mm	170mm	20 Pcs.
Colour Temp. - Warm White / Natural White / Cool White				



LED POWERED BY : **PHILIPS** **OSRAM** **SEOUL** **EVERLIGHT**® 125lm / Watt

INPUT - 110-310 VOLT, FREQUENCY - 50Hz, IP-20, CRI>80, DRIVER - CONSTANT CURRENT

COB WALL LIGHTS



Cat. No.	Power Consumption	Std. Pkg. of Pcs.
ASWL-704-12	12W	20 Pcs.
ASWL-704-20	20W	10 Pcs.
ASWL-704-30	30W	10 Pcs.
ASWL-704-40	40W	10 Pcs.

Colour Temp. - Warm White / Natural White / Cool White

COB TRACK LIGHTS



WHITE **BLACK**
TRACK NOT INCLUDED

Cat. No.	Power Consumption	Std. Pkg. of Pcs.
ASTL-705-15	15W	20 Pcs.
ASTL-705-15	20W	10 Pcs.
ASTL-705-15	30W	10 Pcs.
ASTL-705-15	40W	10 Pcs.

Colour Temp. - Warm White / Natural White / Cool White

CEILING PANEL LIGHTS



Cat. No.	Power Consumption	Dimension	Cut-out	Std. pkg. of Pcs.
ASPL1010-20	20W	300×300mm H-80mm	275×275mm	6 Pcs.
ASPL1020-26	26W	300×500mm H-80mm	275×475mm	6 Pcs.
ASPL2020-36	36W	600×600mm H-80mm	575×575mm	6 Pcs.
ASPL2020-45	45W	600×600mm H-80mm	575×575mm	6 Pcs.
ASPL2020-55	55W	600×600mm H-80mm	575×575mm	6 Pcs.
ASPL1040-45	45W	300×1200mm H-80mm	275×1175mm	4 Pcs.
ASPL1040-55	55W	300×1200mm H-80mm	275×1175mm	4 Pcs.

Colour Temp. - Warm White / Natural White / Cool White

LED POWERED BY: **PHILIPS** **OSRAM** **SEOUL** **EVERLIGHT**® 125lm / Watt

INPUT - 110-310 VOLT, FREQUENCY - 50Hz, IP-20, CRI>80, DRIVER - CONSTANT CURRENT

SURAFCE PANEL LIGHTS



Cat. No.	Power Consumption	Dimension	Std. pkg. of Pcs.
ASSF1010-20	20W	300×300mm H-80mm	6 Pcs.
ASSF1020-26	26W	300×500mm H-80mm	6 Pcs.
ASSF2020-36	36W	600×600mm H-80mm	6 Pcs.
ASSF2020-45	45W	600×600mm H-80mm	6 Pcs.
ASSF2020-55	55W	600×600mm H-80mm	6 Pcs.
ASSF1040-45	45W	300×1200mm H-80mm	4 Pcs.
ASSF1040-55	55W	300×1200mm H-80mm	4 Pcs.


Colour Temp. - Warm White / Natural White / Cool White

SLIM PANEL LIGHTS



Cat. No.	Power Consumption	Dimension	Std. pkg. of Pcs.
ASSP-2020-36	36W	600×600× H-20	4 Pcs.
ASSP-2020-45	45W	600×600× H-20	4 Pcs.

Colour Temp. - Warm White / Natural White / Cool White



LED POWERED BY: **PHILIPS** **OSRAM** **SEOUL** **EVERLIGHT**® 125lm / Watt

INPUT - 110-310 VOLT, FREQUENCY - 50Hz, IP-20, CRI>80, DRIVER - CONSTANT CURRENT

LED STREET LIGHTS



Cat. No.	Power Consumption	Dimension	Pipe Hole Dia	Std. Pkg. of Pcs.
ASSL-1001-15	15W	330 × 80mm H-60mm	Ø 43mm	20 Pcs.
ASSL-1001-24	24W	330 × 80mm H-70mm	Ø 43mm	20 Pcs.
ASSL-1001-36	36W	330 × 80mm H-70mm	Ø 43mm	20 Pcs.

IP-65
COMPLIANCE


LED POWERED BY
OSRAM **PHILIPS** **SEOLUX**



Cat. No.	Power Consumption	Dimension	Pipe Hole Dia	Std. Pkg. of Pcs.
ASSL-1002-24	24W	340 × 104mm H-58mm	Ø 40mm	20 Pcs.
ASSL-1002-36	36W	395 × 148mm H-70mm	Ø 40mm	20 Pcs.
ASSL-1002-50	50W	395 × 148mm H-70mm	Ø 40mm	20 Pcs.

IP-65
COMPLIANCE

LED POWERED BY
OSRAM **PHILIPS** **SEOLUX**



Cat. No.	Power Consumption	Dimension	Pipe Hole Dia	Std. Pkg. of Pcs.
ASSL-1002-60	60W	460 × 215mm H-75mm	Ø 55mm	10 Pcs.
ASSL-1002-80	80W	460 × 215mm H-75mm	Ø 55mm	10 Pcs.
ASSL-1002-100	100W	460 × 215mm H-75mm	Ø 55mm	10 Pcs.
ASSL-1002-160	160W	625 × 340mm H-80mm	Ø 55mm	10 Pcs.

IP-65
COMPLIANCE

LED POWERED BY
OSRAM **PHILIPS** **SEOLUX**



Cat. No.	Power Consumption	Dimension	Pipe Hole Dia	Std. Pkg. of Pcs.
ASSL-1003-60	60W	432 × 210mm H-100mm	Ø 43mm	6 Pcs.
ASSL-1003-80	80W	432 × 210mm H-100mm	Ø 43mm	6 Pcs.

IP-65
COMPLIANCE

LED POWERED BY
OSRAM **PHILIPS** **SEOLUX**

LED STREET LIGHTS



Cat. No.	Power Consumption	Dimension	Pipe Hole Dia	Std. Pkg. of Pcs.
ASSL-1003-100	100W	515 × 260mm H-90mm	Ø 55mm	4 Pcs.
ASSL-1003-120	120W	515 × 260mm H-90mm	Ø 55mm	4 Pcs.
ASSL-1003-150	150W	515 × 260mm H-90mm	Ø 55mm	4 Pcs.

IP-65
COMPLIANCE

LED POWERED BY
OSRAM **PHILIPS** **SEOLUX**



Cat. No.	Power Consumption	Dimension	Pipe Hole Dia	Std. Pkg. of Pcs.
ASSL-1004-20	20W	340 × 104mm H-58mm	Ø 43mm	20 Pcs.
ASSL-1004-24	24W	340 × 104mm H-58mm	Ø 43mm	20 Pcs.

IP-65
COMPLIANCE

LED POWERED BY
OSRAM **PHILIPS** **SEOLUX**



Cat. No.	Power Consumption	Dimension	Pipe Hole Dia	Std. Pkg. of Pcs.
ASSL-1004-30	30W	390 × 136mm H-64mm	Ø 37mm	10 Pcs.
ASSL-1004-40	40W	390 × 136mm H-64mm	Ø 37mm	10 Pcs.

IP-65
COMPLIANCE

LED POWERED BY
OSRAM **PHILIPS** **SEOLUX**



Cat. No.	Power Consumption	Dimension	Pipe Hole Dia	Std. Pkg. of Pcs.
ASSL-1004-50	50W	390 × 187mm H-60mm	Ø 53mm	8 Pcs.
ASSL-1004-60	60W	390 × 187mm H-60mm	Ø 53mm	8 Pcs.
ASSL-1004-80	80W	432 × 210mm H-100mm	Ø 53mm	8 Pcs.
ASSL-1004-100	100W	515 × 260mm H-90mm	Ø 53mm	8 Pcs.

IP-65
COMPLIANCE

LED POWERED BY
OSRAM **PHILIPS** **SEOLUX**

LED FLOOD LIGHT



Cat. No.	Power Consumption	Dimension	Std. Pkg. of Pcs.
ASFL-2001-50	50W	205 × 165mm H-80mm	10 Pcs.
ASFL-2001-80	80W	300 × 248mm H-80mm	4 Pcs.
ASFL-2001-100	100W	300 × 248mm H-80mm	4 Pcs.

IP-65
COMPLIANCE

LED POWERED BY
OSRAM | **PHILIPS** | **SEOLUX**

Colour Temp. - Warm White / Natural White / Cool White

LED FLOOD LIGHT



Cat. No.	Power Consumption	Dimension	Std. Pkg. of Pcs.
ASFL-2001-120	120W	350 × 290mm H-80mm	4 Pcs.

IP-65
COMPLIANCE

LED POWERED BY
OSRAM | **PHILIPS** | **SEOLUX**

LED FLOOD LIGHT



Cat. No.	Power Consumption	Dimension	Std. Pkg. of Pcs.
ASFL-2002-20	20W	182 × 143mm H-102mm	10 Pcs.
ASFL-2002-40	40W	218 × 180mm H-130mm	10 Pcs.
ASFL-2002-50	50W	218 × 180mm H-130mm	10 Pcs.
ASFL-2002-80	80W	280 × 228mm H-150mm	4 Pcs.
ASFL-2002-100	100W	280 × 228mm H-150mm	4 Pcs.

IP-65
COMPLIANCE

LED POWERED BY
OSRAM | **PHILIPS** | **SEOLUX**

LED FLOOD LIGHT



Cat. No.	Power Consumption	Dimension	Std. Pkg. of Pcs.
ASFL-2002-120	120W	388 × 290mm H-155mm	4 Pcs.
ASFL-2002-160	160W	388 × 290mm H-155mm	4 Pcs.
ASFL-2002-240	240W	425 × 328mm H-178mm	4 Pcs.

IP-65
COMPLIANCE

LED POWERED BY
OSRAM | **PHILIPS** | **SEOLUX**

HIGHBAY LIGHTS



50watt

100watt

150watt

Cat. No.	Power Consumption	Std. Pkg. of Pcs.
ASHL-01-50	50W	2 Pcs.
ASHL-01-100	100W	2 Pcs.
ASHL-01-150	150W	2 Pcs.
ASHL-01-200	200W	2 Pcs.

LED TUBELIGHT & SLIM RANGE (Plastic Body)

Line LED	Part No.	Power	Luminous Flux	Dimension	Stranded Packaging
	ASTL-01-05	5W	500	300	20
	ASTL-01-10	10W	1000	600	20
	ASTL-01-20	20W	2000	1200	20
	ASTL-01-22	22W RETROFIT	2000	1200	20

LED TUBELIGHT & SLIM RANGE (Aluminium Body)

Line LED	Part No.	Power	Luminous Flux	Dimension	Stranded Packaging
	ASTL-01-20	20W	2000	1200	20
	ASTL-01-22	22W	2000	1200	20

LED BULB



Cat. No.	Power Consumption	Std. Pkg. of Pcs.
ASBL-02-3	3W	40 Pcs.
ASBL-02-5	5W	40 Pcs.
ASBL-02-7	7W	40 Pcs.
ASBL-02-9	9W	40 Pcs.
ASBL-02-12	12W	20 Pcs.
ASBL-02-15	15W	20 Pcs.

Colour Temp. - White / Warm White

LED NIGHT LAMP RANGE

Available in Different Colors



Power	0.5 W
Input Voltage	230 V
Operating Voltage	100-320V
Color Temperature	6500K
Base Cap Type	B-22
Material	PC

Yellow
Blue
Red
White
Pink
Green

LED DRIVER

 <p>MODEL NO.: ASLD111-8 Power : 6-8W Input Voltage : 145-290VAC Output Voltage : 18-24VDC Output Current : 350mA Efficiency : >85% O: 57(L) X 26(W)X18(H)mm C:80(L)X33(W)X23(H)mm Pmax: 9.9W</p>	 <p>MODEL NO.: ASLD111-14 Power : 10-14W Input Voltage : 145-290VAC Output Voltage : 29-42VDC Output Current : 350mA Efficiency : >85% O: 64(L) X 32.5(W)X17(H)mm C:88(L)X39(W)X23(H)mm Pmax: 14.4W</p>	 <p>MODEL NO.: ASLD111-25 Power : 15-24W Input Voltage : 145-290VAC Output Voltage : 42-70VDC Output Current : 350mA Efficiency : >85% O: 84.5(L) X 38.5(W)X24(H)mm C: 115(L)X45(W)X28(H)mm Pmax: 25W</p>
 <p>MODEL NO.: ASLD112-50 Power : 36-50W Input Voltage : 145-290VAC Output Voltage : 40-70VDC Output Current : 700mA Efficiency : >85% O: 93(L) X 46(W)X30(H)mm C: 115(L)X54(W)X40(H)mm Pmax: 50W</p>	 <p>MODEL NO.: ASLD112-60 Power : 50-60W Input Voltage : 145-290VAC Output Voltage : 30-42VDC Output Current : 1.3mA Efficiency : >85% O: 108(L) X 55(W)X33(H)mm C: 132(L)X67(W)X38(H)mm Pmax: 60W</p>	 <p>MODEL NO.: ASLD112-30 Power : 20-30W Input Voltage : 145-290VAC Output Voltage : 25-40VDC Output Current : 600mA Efficiency : >85% O: 95(L) X 53(W)X35(H)mm Pmax: 30W</p>
 <p>MODEL NO.: ASLD112-60 Power : 40-60W Input Voltage : 145-290VAC Output Voltage : 50-55VDC Output Current : 1.0mA Efficiency : >85% O: 105(L) X 56(W)X37(H)mm Pmax: 60W</p>	 <p>MODEL NO.: ASLD112-80 Power : 70-80W Input Voltage : 145-290VAC Output Voltage : 48-55VDC Output Current : 1.4mA Efficiency : >85% O: 108(L) X 56.6(W)X36(H)mm Pmax: 80W</p>	 <p>MODEL NO.: ASLD113-14 Power : 14W Input Voltage : 12VDC Output Voltage : 16-40VDC Output Current : 300mA Efficiency : >85% C: 102(L) X 66(W)X42(H)mm Pmax: 14W</p>



SOLAR LED STREET LIGHT



Cat. No.	Power Consumption	Dimension	Pipe Hole Dia	Std. Pkg. of Pcs.
ASSL-1005-12	12W	340×104mm H-58mm	Ø 43mm	20 Pcs.
ASSL-1005-15	15W	340×104mm H-58mm	Ø 43mm	20 Pcs.
ASSL-1005-24	24W	340×104mm H-58mm	Ø 43mm	20 Pcs.

IP-65
COMPLIANCE

LED POWERED BY
OSRAM **PHILIPS** 

Cat. No.	Power Consumption	Dimension	Pipe Hole Dia	Std. Pkg. of Pcs.
ASSL-1006-18	18W	340×104mm H-58mm	Ø 43mm	20 Pcs.
ASSL-1006-24	24W	340×104mm H-58mm	Ø 43mm	20 Pcs.

IP-65
COMPLIANCE

LED POWERED BY
OSRAM **PHILIPS** 

With Unique inbuilt Solar Charger / Controller
Which charges battery in day & switches on light in night and switches off light in morning automatically.

Suitable for use with 40Ah battery & 40watt Solar Panel for two days autonomy.
(Note:- Battery & Solar Panel not included in above price)

WITH INDICATORS SHOWING
• Battery Low - **RED**
• Battery Charging - **GREEN**
• Solar Panel Connection - **YELLOW**

Manufacture Facilities

Our Quality

- Ensuring in time Delivery
- Evaluation of customer's satisfaction.
- Continual improvement of products & processes.
- Training of employees for continual improvement



MINDA SMT Line

YAMAHA SMT Line



SMT Reflow



Assembly Line



Testing Lab