



Sandi Electric Co., Ltd.

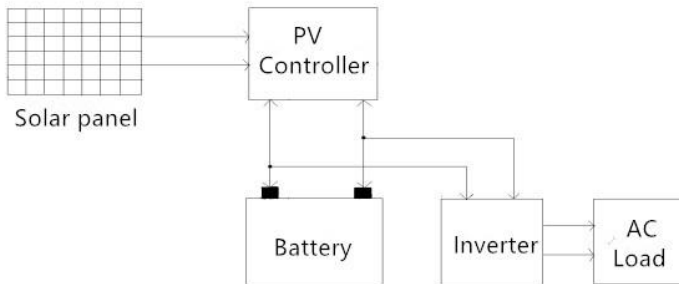


24V-600V/30A-300A Solar Charge Controller

1. Excellent EMC design
2. Industrial-grade chip
3. Full enclosed duct design and high speed fan for cooling
4. Users can parallel connect lots of our controllers in a system
5. Infineon IGBT module or IR MOSFET ensures stable performance
6. New SOC method indicates the power generation information of daily, monthly and total
7. 3"LCD+LED display+touching keys as HMI makes the operation more easy
8. PWM Charging technology: fast charging, equalize charging and float charging
9. Advanced battery activation technology increases battery lifetime 30% at least and improves the system performance
10. Temperature compensation function compensates the voltage based on different temperature
11. RTC function indicates the real time and temperature
12. The second protection will protect battery from destroying when the power switch (IGBT) is down (optional function)
13. DC output function (Optional function)
14. Standard modbus protocol for RS485 or GPRS communication.



Product Introduction



The SANDI PV charge controller adopts advanced digital control technology, LCD display and automatic operation. With the features of Pulse Width Modulation (PWM) battery charging and unique control technology, the PV charge controller improves battery life efficiently. The PV charge controller is only

suitable for controlling solar modules. Never connect any other type of charging source to the charge controller. This can destroy the controller and/or the charging source.

Product Feature

1. Excellent EMC design
2. Industrial-grade chip
3. Full enclosed duct design and high speed fan for cooling
4. Users can parallel connect lots of our controllers in a system
5. Infineon IGBT module or IR MOSFET ensures stable performance
6. New SOC method indicates the power generation information of daily, monthly and total
7. 3"LCD+LED display+touching keys as HMI makes the operation more easy
8. PWM Charging technology: fast charging, equalize charging and float charging
9. Advanced battery activation technology increases battery lifetime 30% at least and improves the system performance
10. Temperature compensation function compensates the voltage based on different temperature
11. RTC function indicates the real time and temperature
12. The second protection will protect battery from destroying when the power switch (IGBT) is down (optional function)
13. DC output function (Optional function)
14. Standard modbus protocol for RS485 or GPRS communication.

High Technology

Sandi 24V-600V Solar Charge Controller

PWM Charging Diagram

High efficiency PWM charging technology which has three charging stages (Buck charging, equalize charging and float charging), and improves battery storage efficiency and charging efficiency.

Advanced battery activation technology which increases battery lifetime 30% at least and improves the system performance.

www.lgis.cc
E-mail: carrie@sandi.cc

PWM Charging Technology

Sandi 24V-600V Solar Charge Controller

10 Years Manufacture

- Charging**
fast, qualize, float
- IGBT**
Infinion Module
- LCD**
big touch screen
- Setting**
flexibly
- Function**
KWh, clock, monitor

The "Equalize voltage", "Equalize recovery voltage", "Equalize charging time", "Float voltage", "High voltage disconnect", "High voltage reconnect" are default setting, users can adjust them according to different requirement

www.lgis.cc
E-mail: carrie@sandi.cc

CE for SAA DVE G83 G59

Sandi 24V-600V Solar Charge Controller

Temperature Compensation

This function will manage and protect batteries perfectly

www.lgis.cc
E-mail: carrie@sandi.cc

Temperature Compensation Technology

Sandi 24V-600V Solar Charge Controller

Remote Monitoring

The controller transmits data through GPRS module. Users can monitoring the system information through PC software.

www.lgis.cc
E-mail: carrie@sandi.cc

GPRS Monitoring Technology

Sandi 24V-600V Solar Charge Controller

Real Time Display

It will tell us the real time, date, temperature and total running time.

www.lgis.cc
E-mail: carrie@sandi.cc

Real Time Clock Technology

Sandi 24V-600V Solar Charge Controller

Generation Power

It shows the power generation of daily, monthly and total.

www.lgis.cc
E-mail: carrie@sandi.cc

Power Generation Statistics Technology

High Quality Components




Infineon IGBT power module



GPRS communication module



PCB board



High speed fan



Pure aluminum heat sink



TC series barrier terminal

Product Show

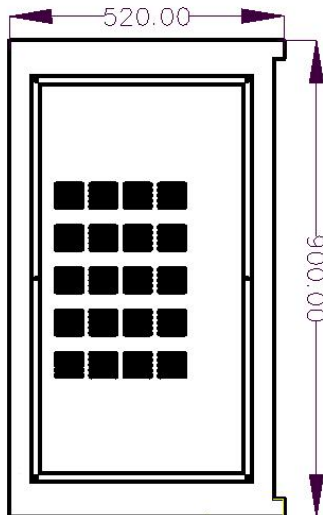
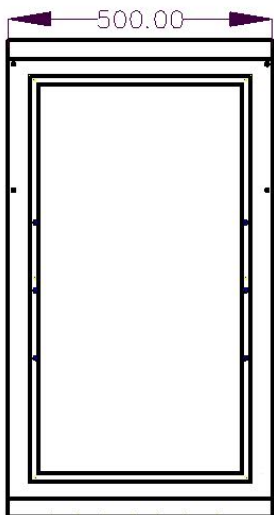
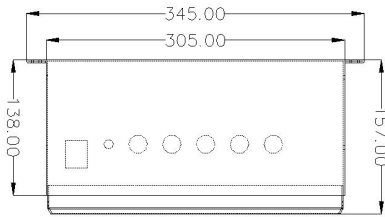
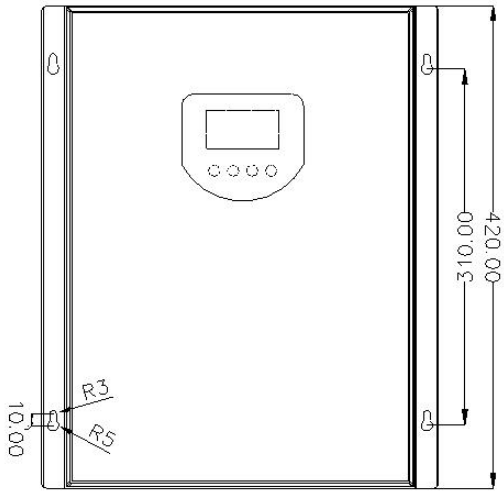


Tel: +86-57762776918

E-mail: carrie@sandi.cc

Whatsapp/Wechat: 13175696608

Skype:carrie.rong




Technical Parameter

System voltage	24V	48V	96V	192V	240V	360V	480V	540V	600V
Max.VOC of PV arrays	100V	100V	200V	350V	450V	700V	950V	1000V	1000V
Rated charging current	<input type="checkbox"/> 30A <input type="checkbox"/> 50A <input type="checkbox"/> 60A <input type="checkbox"/> 80A <input type="checkbox"/> 100A <input type="checkbox"/> 120A <input type="checkbox"/> 150A								
No. of input	1 group								
Equalize charging point	28.8V	57.6V	115.2V	230.4V	288V	432V	576V	648V	720V
Equalize charging recovery point	26.4V	52.8V	105.6V	211.2V	264V	396V	528V	594V	660V
Equalize charging time	120 minutes								
Float charging point	27.6V	55.2V	110.4V	220.8V	276V	414V	552V	621V	690V
Over voltage	32V	64V	128V	256V	320V	480V	640V	720V	800V
Over voltage recovery point	30V	60V	120V	240V	300V	450V	600V	675V	750V
Stand-by consumption	<0.5W								
Environment temperature	-25℃ ~ 55℃								
Terminal type	TC series barrier terminal								
Elevation	≤4000M, should reduce power if the elevation high than 4000M								
Humidity	0 ~ 98% Non-condensing								
Protection level	IP32								
Display	3" LCD(White backlight)								
Display language	English								
Indicator light	Error indicator/Charging indicator								
Noise	< 30dBA								
Cooling method	Fan + heat sink								
Dimension	420*345*157mm								
Weight	10KG								
Package information	Hard box with pearl sponge								

System voltage	24V	48V	96V	192V	240V	360V	480V	540V	600V
Max.VOC of PV arrays	100V	100V	200V	350V	450V	700V	950V	1000V	1000V
Rated charging current	□150A □200A □250A □300A □350A □400A								
No. of input	1 group or 4 groups								
Equalize charging point	28.8V	57.6V	115.2V	230.4V	288V	432V	576V	648V	720V
Equalize charging recovery point	26.4V	52.8V	105.6V	211.2V	264V	396V	528V	594V	660V
Equalize charging time	120 minutes								
Float charging point	27.6V	55.2V	110.4V	220.8V	276V	414V	552V	621V	690V
Over voltage	32V	64V	128V	256V	320V	480V	640V	720V	800V
Over voltage recovery point	30V	60V	120V	240V	300V	450V	600V	675V	750V
Stand-by consumption	<0.5W								
Environment temperature	-25℃ ~ 55℃								
Terminal type	TC series barrier terminal								
Elevation	≤4000M, should reduce power if the elevation high than 4000M								
Humidity	0 ~ 98% Non-condensing								
Protection level	IP32								
Display	3" LCD(White backlight)								
Display language	English								
Indicator light	Error indicator/Charging indicator								
Noise	< 30dBA								
Cooling method	Fan + heat sink								
Dimension	500*520*900mm								
Weight	75KG								
Package information	Standard export wooden box								

Remark: The “Equalize voltage”, “Equalize recovery voltage”, “Equalize charging time”, “Float voltage”, “High voltage disconnect”, “High voltage reconnect” are default setting, users can adjust them according to different requirement.



24V-600V/ 30A-300A Solar Charge Controller suitable for all types of battery, voltage and current can be customized, charging voltage parameters setting flexibly

Tel: +86-57762776918

E-mail: carrie@sandi.cc

Whatsapp/Wechat: 13175696608

Skype:carrie.rong

SANDI Main Products

E-mail: carrie@sandi.cc WhatsApp/ Wechat: +86 13175696608 Skype: carrie.rong Web: www.lgis.cc



1KW-500KW

Off Grid Inverter



1.5KW-185KW

Solar Pump Inverter



1KW-500KW

Grid Tie Inverter



1-28 strings

PV Combiner Box



24V-600V/ 30A-300A

Solar Charge Controller



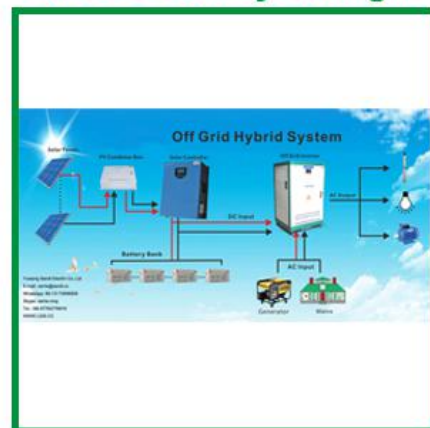
AC-DC Battery Charger



Wind Controller



Power Phase Converter



Solar System

